

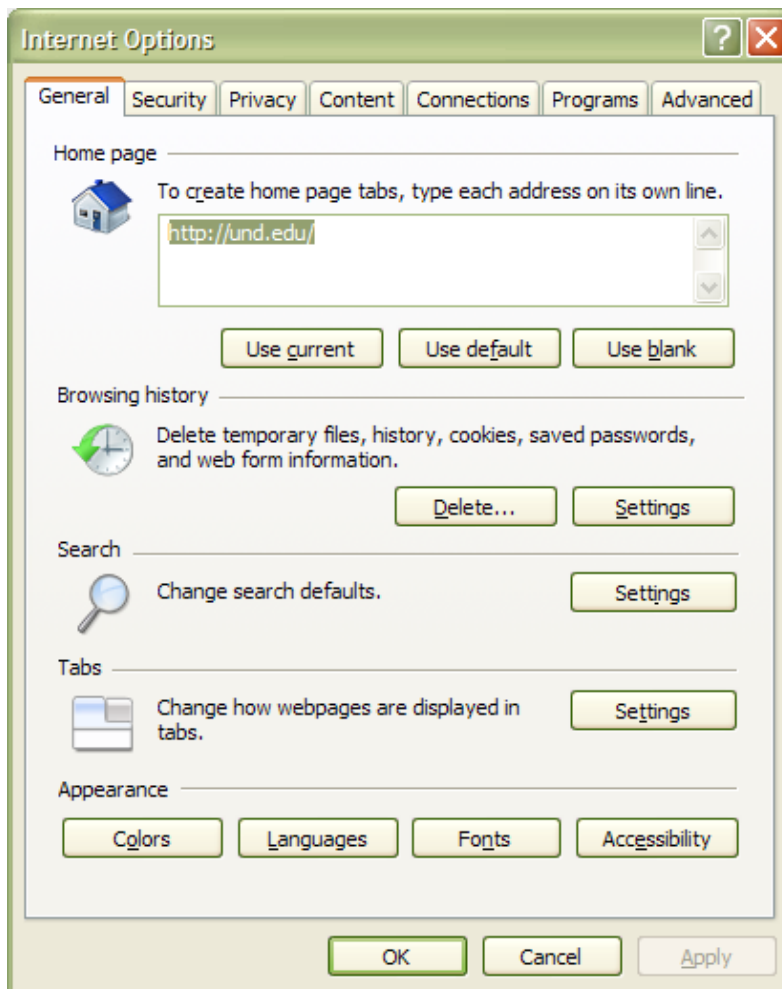
Cache & Cookies

How do I clear my Cache & Cookies in IE7?

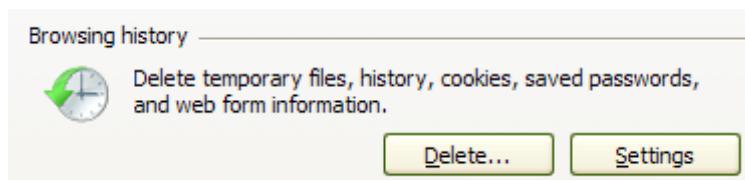
It is a good idea to clear your cache files about once every week. Un-cleared cache can be the cause of warning messages and security issues in PeopleSoft.

To clear cache:

- Open your web browser.
- From the Standard toolbar, click on “Tools,” then scroll down to “Internet Options”



- From the “Browsing history section, click the delete button.

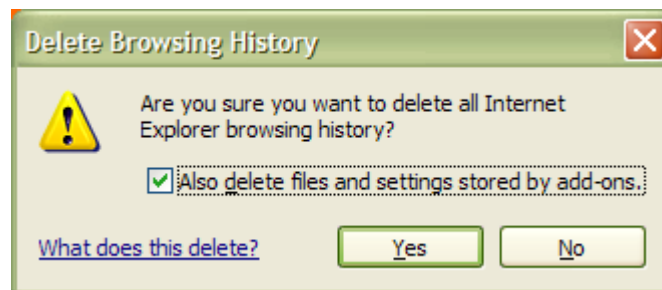


Cache & Cookies

- On the next screen, click the “Delete All” button.



- Check the “Also delete files...” box and then click Yes.



The computer will now clear your cache & cookies files. Once complete, click “ok” to close-out the Internet Options box.