



THE UNIVERSITY OF NORTH DAKOTA

College Portrait of Undergraduates

Grand Forks, ND

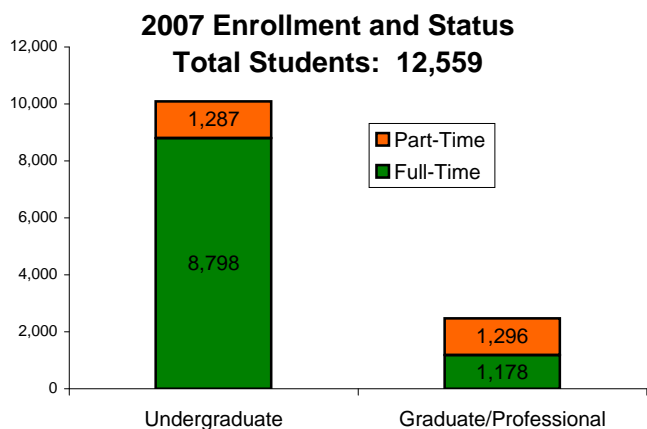
Grand Forks, ND 58202

1-800-CALLUND

www.und.edu

"We have established a very special place in the realm of higher education," University of North Dakota President (1999-2008) Charles E. Kupchella wrote about UND. "It has the atmosphere of a smaller institution in which students and faculty interact easily. Yet the University is comprehensive in its academic programs, its resources and services, and in its opportunities. For its size, UND has more breadth than just about any other four-year school in the United States."

Student Body (Fall 2007)



Undergraduate Student Profile, Total 10,085

Gender

Women	4,554	45%
Men	5,531	55%

Race/Ethnicity

African American / Black	129	1%
American Indian / Alaskan Native	257	3%
Asian / Pacific Islander	141	1%
Hispanic	112	1%
International	253	3%
White	8,994	89%
Race/Ethnicity Unknown	199	2%

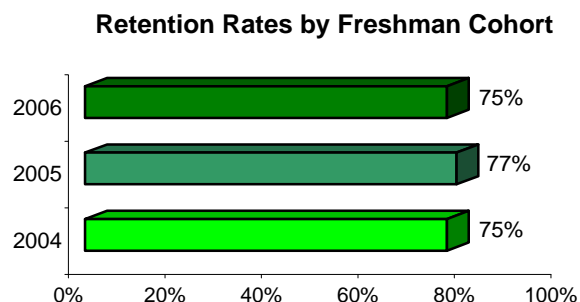
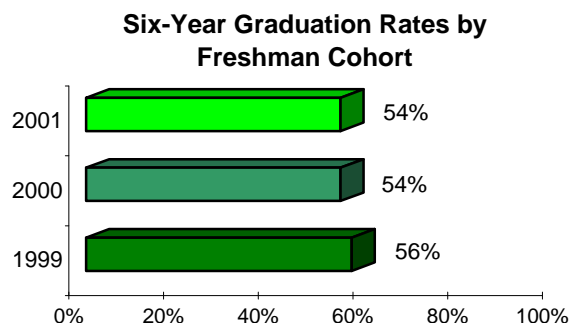
Geographic Distribution (Degree-Seeking)

North Dakota	48%
Other US States & Territories	45%
Other Countries	7%

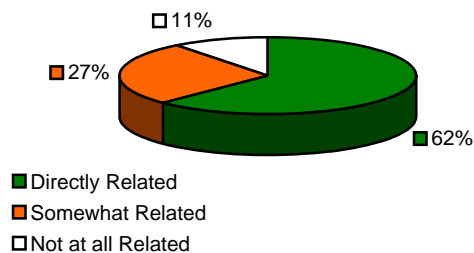
Age (Degree - Seeking)

Average Age	22.4
Percent of Undergraduates Age 25 or Older	14%

Undergraduate Success and Retention



2007-2008 UND Placement Survey (2005-2006 graduates): How closely is your current position related to your education?



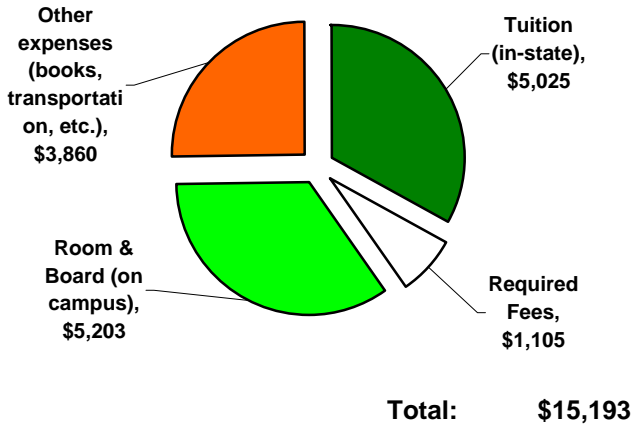
Average Self-Reported Salary of 2005-2006 Graduates

Men	\$38,795
Women	\$37,474
Overall	\$38,189

Attendance Costs and Financial Aid

UND Financial Aid Department

Costs of Undergraduate Attendance per Year before Financial Aid (Full-Time, In-State)



Cost will vary in individual circumstances depending on scholarships, aid, etc. Click the link below for

[UND Cost Estimator](#)

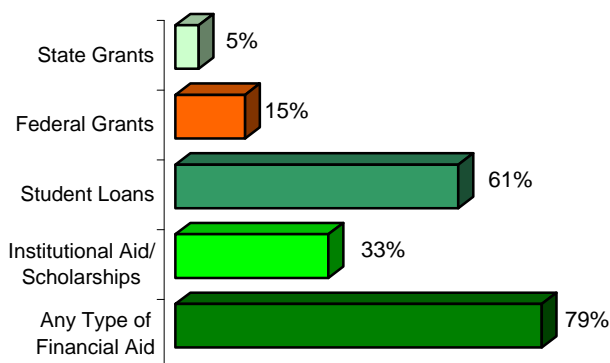
Financial Aid in Brief:

86% of Fall 2007 full-time undergraduates received financial aid of some type including need-based loans, work study, and non need-based scholarships.

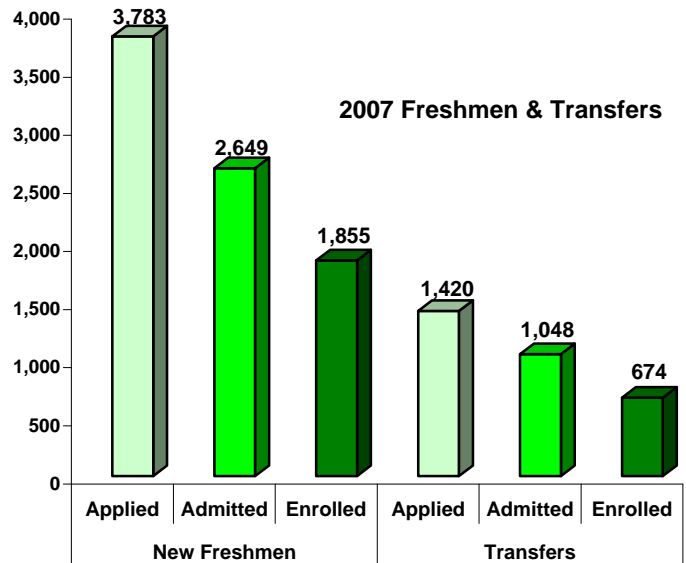
32% of Fall 2007 full-time undergraduates received need-based grants or scholarships with an average yearly award of **\$3,203**.

47% of Fall 2007 full-time undergraduates received need-based work-study and/or loans (not including parent loans) with an average yearly loan disbursement of **\$5,548**

Percent of Fall 2005 First-Time Students Receiving Each Type of Financial Aid



Undergraduate Admissions [\(UND Admissions\)](#)



UND requires the ACT for admission. 2007 Cohort Profile:

<u>Middle 50% of Test Score Range</u>	<u>ACT</u>
Composite	20.5-25.5
Math	20-26
English	19.6-25

50% of admitted students have test scores within the ranges listed, 25% have scores above, and 25% have scores below.

Degree Level and Majors [\(Fields of Study\)](#)

Degrees Awarded at UND in 2006-2007

Certificates	83
Bachelor's	1,963
Master's	498
Doctoral	114
Professional (e.g., Law, Medicine)	125
Total	2,783

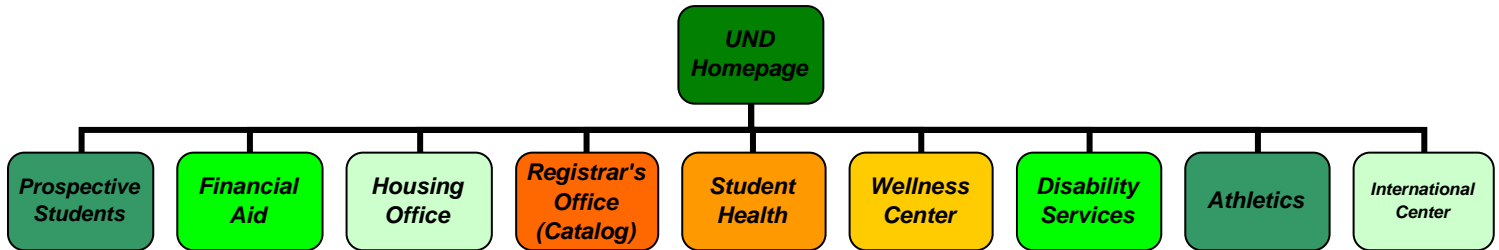
Most Popular Areas of Study by Bachelor Degrees Awarded in 2006-2007

Commercial Aviation	9%
Nursing	6%
Psychology	5%
Communication	5%
Elementary Education	5%
All other degree areas	<u>70%</u>
	100%

Other Degree Summaries [\(Institutional Research\)](#)

The UND Community

Students bring to the University a variety of interests and experiences previously acquired and develop many new interests as members of the University community. Involvement in extracurricular activities provides skills essential to the educational development of students; thus the University supports and encourages involvement in student organizations, programs, and activities as part of the total educational experience. With more than 220 chartered organizations on campus, students have a variety of choices for involvement, including student government, honor societies, national fraternities and sororities and many special-interest groups. Beyond the many organizations, a large number of UND students participate in a variety of activities at the new state-of-the art Wellness Center as well as participate in intramural sports. Additionally, the University offers programs which provide students with the chance to develop leadership skills. UND students contribute thousands of hours each year volunteering in activities both on and off campus.



UND's Learning Experience [Student Life](#)

Classroom Environment

Students per Faculty	19 to 1
Undergraduate classes with fewer than 30 students	71%
Undergraduate classes with fewer than 50 students	91%

Full-Time Instructional Faculty (2007)

Total Faculty	565
% Women	39%
% from Minority Groups	11%
% with Terminal Degree*	93%

* determined for tenure or tenure-track faculty; excludes non-ranked faculty.

Carnegie Classification of Institutional Characteristics

Basic Type

Research University (high research activity)

Size and Setting

Large four-year, primarily residential

Enrollment Profile

Higher undergraduate

Undergraduate Profile

Full-time four-year, selective, higher transfer-in

Undergraduate Instructional Program

Professions plus arts & sciences, high graduate coexistence

Graduate Instructional Program

Doctoral, professional dominant

Institutional classifications based on the Carnegie 2005 edition.

[Carnegie Classifications](#)

Student Housing [Residence Services](#)

87% of new freshmen live on campus
28% of all undergraduates live on campus

Campus Safety [Campus Safety & Security](#)

The University strives to provide a safe and healthy environment for its students, faculty, staff, and visitors. All persons are enjoined to provide for safety in the environment and operations under their control. The University subscribes to recognized national standards of safety and health as defined in published materials from organizations such as the North Dakota Worker's Compensation Bureau, the State Fire Laws, the Environmental Protection Agency, the Department of Transportation and the Occupational Safety and Health Act (OSHA). Safety and Environmental health (SEH) has been assigned the responsibility of administering the University's safety program

Center for Community Engagement

The University of North Dakota Center for Community Engagement was launched in 2004 to link academic resources with community needs. The Center coordinates and supports opportunities for faculty and students to learn from and with nonprofit organizations, rural communities, tribal communities, and other public partners in the state. It works with departments, faculty, and students across campus, coordinates activities with other units with relevant teaching, research, and service missions, and develops relationships with public and community partners.

[Center for Community Engagement](#)

What do students say about their...

Overall educational experience at UND? As reported from the 2007 National Survey of Student Engagement, 84% of the seniors would choose this school again if they could start their college career over.



2007 National Survey of Student Engagement (NSSE)

The National Survey of Student Engagement (NSSE) obtains, on an annual basis, information from hundreds of four-year colleges and universities nationwide about student participation in programs and activities that institutions provide for their learning and personal development. The results provide an estimate of how undergraduates spend their time and what they gain from attending college. Survey items on The National Survey of Student Engagement represent empirically confirmed "good practices" in undergraduate education. That is, they reflect behaviors by students and institutions that are associated with desired outcomes of college.

2007 UND NSSE Survey Results

NSSE Homepage

Group Learning Experiences

53% of seniors worked with classmates on a group project

20% of seniors tutored or taught other students

27% of seniors spent at least 6 hours per week participating in co-curricular activities such as student organizations and intramural sports

Active Learning Experiences

84% of seniors spent at least 6 hours per week preparing for class

16% of seniors worked on a research project with a faculty member

40% of seniors participated in an internship, practicum, or field experience

58% of seniors participated in community service or volunteer work

8% of seniors participated in study abroad

53% of seniors made at least one class presentation last year

Institutional Commitment to Student Learning and Success

65% of seniors believe this institution provides support for student success

69% of seniors rated the quality of academic advising at this institution as good or excellent

19% of seniors reported that this institution provided help in coping with work, family and other non-academic responsibilities

47% of seniors reported working harder than they thought they could to meet an instructor's standards or expectations

Student Satisfaction

84% of seniors would attend this institution if they started over again

85% of seniors rated their entire educational experience as good or excellent

81% of seniors reported that other students were friendly or supportive

Student Interaction with Campus Faculty and Staff

49% of seniors believed that the campus staff were helpful, considerate, or flexible

59% of seniors reported that faculty members provided prompt feedback on their academic performance

24% of seniors discussed readings or ideas with faculty members outside of class

Experiences with Diverse Groups of People and Ideas

58% of seniors reported that they often tried to understand someone else's point of view

40% of seniors reported their experience at this institution contributed to their understanding people of other racial and ethnic backgrounds

37% of seniors often had serious conversations with students of a different race or ethnicity