


University of North Dakota  
Distribution of International Students by College - Fall Semester

Prepared by: Institutional Research (report id: IR\_ARJ\_cittab\_col)


|  |                     | Term             |      |     |     |                  |      |     |     |                  |      |     |     |
|---|---------------------|------------------|------|-----|-----|------------------|------|-----|-----|------------------|------|-----|-----|
|   |                     | Fall 2006        |      |     |     | Fall 2007        |      |     |     | Fall 2008        |      |     |     |
|   |                     | Level of Student |      |     |     | Level of Student |      |     |     | Level of Student |      |     |     |
|   |                     | UG               | Grad | Law | Med | UG               | Grad | Law | Med | UG               | Grad | Law | Med |
| College   | Citizenship         |                  |      |     |     |                  |      |     |     |                  |      |     |     |
| A&S   | OTHER INTERNATIONAL | 28               |      |     |     | 32               |      |     |     | 33               |      |     |     |
|   | CANADIAN            | 22               |      |     |     | 11               |      |     |     | 22               |      |     |     |
|   | USA                 | 2579             |      |     |     | 2524             |      |     |     | 2498             |      |     |     |
|   | USA-ALIEN TEMPORARY | 5                |      |     |     | 9                |      |     |     | 15               |      |     |     |
|   | Total               | 2634             |      |     |     | 2576             |      |     |     | 2568             |      |     |     |
| BPA   | Citizenship         |                  |      |     |     |                  |      |     |     |                  |      |     |     |
|   | OTHER INTERNATIONAL | 34               |      |     |     | 27               |      |     |     | 28               |      |     |     |
|   | CANADIAN            | 6                |      |     |     | 9                |      |     |     | 13               |      |     |     |
|   | USA                 | 1784             |      |     |     | 1740             |      |     |     | 1762             |      |     |     |
|   | USA-ALIEN TEMPORARY | 5                |      |     |     | 9                |      |     |     | 8                |      |     |     |
|   | Total               | 1829             |      |     |     | 1785             |      |     |     | 1811             |      |     |     |
| EHD   | Citizenship         |                  |      |     |     |                  |      |     |     |                  |      |     |     |
|   | OTHER INTERNATIONAL | 11               |      |     |     | 7                |      |     |     | 9                |      |     |     |
|   | CANADIAN            | 2                |      |     |     | 5                |      |     |     | 8                |      |     |     |
|   | USA                 | 813              |      |     |     | 717              |      |     |     | 737              |      |     |     |
|   | USA-ALIEN TEMPORARY | 1                |      |     |     | 1                |      |     |     | 2                |      |     |     |
|   | Total               | 827              |      |     |     | 730              |      |     |     | 756              |      |     |     |
| GRAD  | Citizenship         |                  |      |     |     |                  |      |     |     |                  |      |     |     |
|   | OTHER INTERNATIONAL |                  | 78   |     |     | 78               |      |     |     | 132              |      |     |     |
|   | CANADIAN            |                  | 40   |     |     | 30               |      |     |     | 39               |      |     |     |
|   | USA                 |                  | 1840 |     |     | 1857             |      |     |     | 2                | 1947 |     |     |
|   | USA-ALIEN TEMPORARY |                  | 1    |     |     |                  |      |     |     | 1                |      |     |     |
|   | Total               |                  | 1959 |     |     | 1965             |      |     |     | 2                | 2119 |     |     |

(Continued)

\*Note: Some numbers may be slightly different than those reported officially, due to the complexities of our new reporting system. If questions about the data, please contact the Office of Institutional Research.


University of North Dakota  
Distribution of International Students by College - Fall Semester

Prepared by: Institutional Research (report id: IR\_ARJ\_cittab\_col)

|  |                     | Term             |      |            |     |                  |          |            |     |                  |          |            |     |
|---|---------------------|------------------|------|------------|-----|------------------|----------|------------|-----|------------------|----------|------------|-----|
|   |                     | Fall 2006        |      |            |     | Fall 2007        |          |            |     | Fall 2008        |          |            |     |
|   |                     | Level of Student |      |            |     | Level of Student |          |            |     | Level of Student |          |            |     |
|   |                     | UG               | Grad | Law        | Med | UG               | Grad     | Law        | Med | UG               | Grad     | Law        | Med |
| <b>College</b><br>JDO   | <b>Citizenship</b>  |                  |      |            |     |                  |          |            |     |                  |          |            |     |
|   | OTHER INTERNATIONAL | 12               |      |            |     | 41               |          |            |     | 133              | 1        |            |     |
|   | CANADIAN            | 6                |      |            |     | 6                |          |            |     | 6                |          |            |     |
|   | USA                 | 1477             |      |            |     | 1216             |          |            |     | 1140             |          |            |     |
|   | USA-ALIEN TEMPORARY | 1                |      |            |     |                  |          |            |     | 5                |          |            |     |
|   | <b>Total</b>        | <b>1496</b>      |      |            |     | <b>1263</b>      |          |            |     | <b>1284</b>      | <b>1</b> |            |     |
| <b>LAW</b>  | <b>Citizenship</b>  |                  |      |            |     |                  |          |            |     |                  |          |            |     |
|   | OTHER INTERNATIONAL |                  |      | 4          |     |                  |          | 3          |     |                  |          | 5          |     |
|   | CANADIAN            |                  |      | 2          |     |                  |          | 1          |     |                  |          | 5          |     |
|   | USA                 |                  |      | 233        |     |                  | 1        | 241        |     |                  |          | 231        |     |
|   | <b>Total</b>        |                  |      | <b>239</b> |     |                  | <b>1</b> | <b>245</b> |     |                  |          | <b>241</b> |     |
| <b>MISS</b>   | <b>Citizenship</b>  |                  |      |            |     |                  |          |            |     |                  |          |            |     |
|   | USA                 |                  |      |            |     |                  |          | 5          |     |                  |          |            |     |
|   | <b>Total</b>        |                  |      |            |     |                  |          | <b>5</b>   |     |                  |          |            |     |
| <b>NUR</b>  | <b>Citizenship</b>  |                  |      |            |     |                  |          |            |     |                  |          |            |     |
|   | OTHER INTERNATIONAL | 11               |      |            |     | 10               |          |            |     | 12               |          |            |     |
|   | CANADIAN            |                  |      |            |     | 1                |          |            |     | 3                |          |            |     |
|   | USA                 | 747              |      |            |     | 748              |          |            |     | 806              |          |            |     |
|   | USA-ALIEN TEMPORARY | 3                |      |            |     | 3                |          |            |     | 6                |          |            |     |
|   | <b>Total</b>        | <b>761</b>       |      |            |     | <b>762</b>       |          |            |     | <b>827</b>       |          |            |     |

(Continued)

\*Note: Some numbers may be slightly different than those reported officially, due to the complexities of our new reporting system. If questions about the data, please contact the Office of Institutional Research.

|  |                     | Term             |             |            |            |                  |             |            |            |                  |             |            |            |
|---|---------------------|------------------|-------------|------------|------------|------------------|-------------|------------|------------|------------------|-------------|------------|------------|
|   |                     | Fall 2006        |             |            |            | Fall 2007        |             |            |            | Fall 2008        |             |            |            |
|   |                     | Level of Student |             |            |            | Level of Student |             |            |            | Level of Student |             |            |            |
|   |                     | UG               | Grad        | Law        | Med        | UG               | Grad        | Law        | Med        | UG               | Grad        | Law        | Med        |
| <b>College</b><br><b>SEM</b>  | <b>Citizenship</b>  |                  |             |            |            |                  |             |            |            |                  |             |            |            |
|   | OTHER INTERNATIONAL | 8                |             |            |            | 14               |             |            |            | 13               |             |            |            |
|   | CANADIAN            | 4                |             |            |            | 8                |             |            |            | 11               |             |            |            |
|   | USA                 | 815              |             |            |            | 924              |             |            |            | 963              |             |            |            |
|   | USA-ALIEN TEMPORARY | 4                |             |            |            | 3                |             |            |            | 8                |             |            |            |
|   | <b>Total</b>        | <b>831</b>       |             |            |            | <b>949</b>       |             |            |            | <b>995</b>       |             |            |            |
| <b>SMHS</b>   | <b>Citizenship</b>  |                  |             |            |            |                  |             |            |            |                  |             |            |            |
|   | OTHER INTERNATIONAL | 3                |             |            | 1          | 5                |             |            |            | 4                |             |            |            |
|   | CANADIAN            | 2                |             |            |            | 2                |             |            |            | 1                |             |            |            |
|   | USA                 | 627              |             |            | 240        | 619              |             |            | 244        | 562              |             |            | 242        |
|   | USA-ALIEN TEMPORARY | 13               |             |            |            | 10               |             |            |            | 10               |             |            | 1          |
|   | <b>Total</b>        | <b>645</b>       |             |            | <b>241</b> | <b>636</b>       |             |            | <b>244</b> | <b>577</b>       |             |            | <b>243</b> |
| <b>UND</b>  | <b>Citizenship</b>  |                  |             |            |            |                  |             |            |            |                  |             |            |            |
|   | OTHER INTERNATIONAL | 48               |             |            |            | 65               |             |            |            | 79               |             |            |            |
|   | CANADIAN            | 9                |             |            |            | 10               |             |            |            | 6                |             |            |            |
|   | USA                 | 1311             |             |            |            | 1315             |             |            |            | 1232             |             |            |            |
|   | USA-ALIEN TEMPORARY | 4                |             |            |            | 8                |             |            |            | 7                |             |            |            |
|   | <b>Total</b>        | <b>1372</b>      |             |            |            | <b>1398</b>      |             |            |            | <b>1324</b>      |             |            |            |
| <b>Summary by Citizenship</b>   |                     |                  |             |            |            |                  |             |            |            |                  |             |            |            |
| OTHER INTERNATIONAL   |                     | 155              | 78          | 4          | 1          | 201              | 78          | 3          |            | 311              | 133         | 5          |            |
| CANADIAN  |                     | 51               | 40          | 2          |            | 52               | 30          | 1          |            | 70               | 39          | 5          |            |
| USA   |                     | 10153            | 1840        | 233        | 240        | 9803             | 1863        | 241        | 244        | 9702             | 1947        | 231        | 242        |
| USA-ALIEN TEMPORARY   |                     | 36               | 1           |            |            | 43               |             |            |            | 61               | 1           |            | 1          |
| <b>Overall Total</b>  |                     | <b>10395</b>     | <b>1959</b> | <b>239</b> | <b>241</b> | <b>10099</b>     | <b>1971</b> | <b>245</b> | <b>244</b> | <b>10144</b>     | <b>2120</b> | <b>241</b> | <b>243</b> |

\*Note: Some numbers may be slightly different than those reported officially, due to the complexities of our new reporting system. If questions about the data, please contact the Office of Institutional Research.