



# Institutional Research Briefs

Volume I, Issue 3

January 2005

In this issue:

It's a Fact ...

About OIR ...

The Survey Says ...

Requesting Information

USAT

Did you know?

Carmen Williams

Director

777-2456

Jean Chen

Assistant Director

777-2265

Carol Drechsel

Information Technology Specialist

777-2487

Nancy Krom

Administrative Assistant

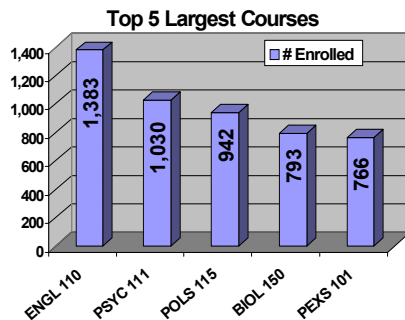
777-4358

The purpose of *Institutional Research Briefs* is to inform others of the types of information available from the Office of Institutional Research and to provide a brief summary of some of the projects we're working on along with the findings. *Institutional Research Briefs* will be published four times a year and distributed to the campus community as well as archived on our website. The first *Briefs* was distributed in September 2004.

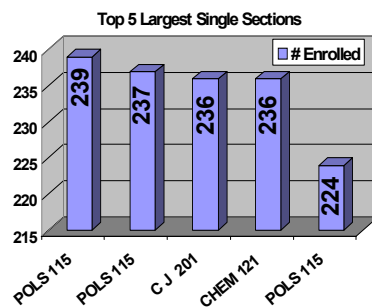
### It's a Fact ...

The number of on-campus courses offered with at least one student enrolled for Fall Semester 2004, totaled at 1,607. Of these, there were 3,043 course sections.

The largest on-campus course is College Composition I (ENGL 110) with 66 sections and a total enrollment of 1,383. This course is followed by Introduction to Psychology (PSYC 111) with 41 sections and 1,030 enrolled.



American Government I (POLS 115) has the largest single section enrollment of 239 students enrolled. This class meets 11:00-12:15 TR.



### The Survey Says ...

The highlighted survey for the January 2005 issue is the 2004 Graduating Student Survey (GSS). This is a UND-developed instrument administered to a randomly selected sample of 500 graduating students. The exit survey is intended to extract a variety of information, such as, overall satisfaction with the university experience, student involvement, cognitive and affective development, technological uses, as well as future goals and aspirations. This survey instrument has been used in 1996, 1998, and 2001. The 2004 GSS was re-designed and administered as a web-based survey.

For further information, please refer to our website (<http://www.und.nodak.edu/dept/datacol/reports/surveydesc.html>) for survey results. The results are now available in a short format (similar to the middle section of this newsletter) and also a comprehensive format. A userid and password is required to access the longer/comprehensive report. For additional information or questions about the survey, please contact Jean Chen or Carmen Williams.

### About OIR ...

The four staff members in OIR (Nancy, Jean, Carol, Carmen) bring several years of university experience to the job. At last count, we have a total of 66 years of combined service to UND!



Congratulations to Jean for being recently nominated to the Women's Studies "Spotlight on Scholars" recognition.

At the December "Spotlight" recognition, Jean shared some of her research and her personal experiences. Great job, Jean, and a well deserved award!!



## Office of Institutional Research

University of North Dakota

403 Twamley Hall - Grand Forks, ND 58202

701-777-4358 - [www.und.edu/dept/datacol/](http://www.und.edu/dept/datacol/)

## Executive Summary

On April 19, 2004, a cover letter from the Office of Institutional Research with the information about the Graduating Student Survey (GSS) hosting website, the GSS instrument, and a specific password was electronically mailed to 500 sampled students' reported email box whom had indicated plans to graduate in May 2004. Five follow-up email and postcard reminders were sent subsequently. At the end of the data collection period (May 19, 2004), 127 students had returned completed questionnaires. The net response rate is 26.3%. This is the first time this survey has been administered electronically. The results were analyzed and compared to the results from three previous studies.

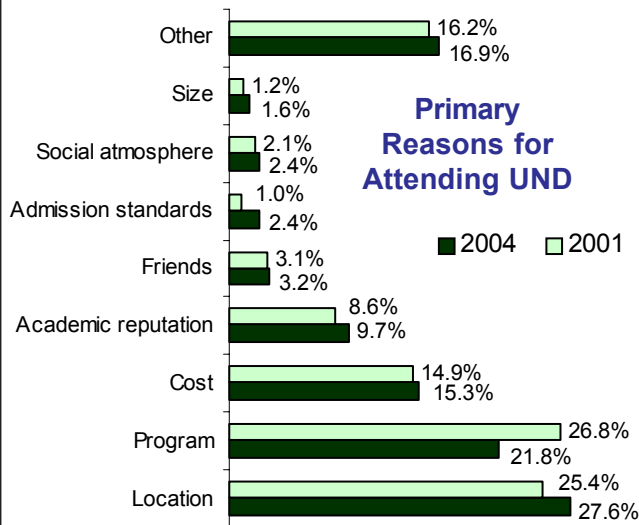
### 1. Demographic Information

- Females comprised nearly 56% of the respondents.
- 78% were receiving a Bachelor's degree and 22% a graduate or professional degree.
- 61% were in the 22 to 24 year-old ranges and 87% were not married.
- 89% were white, 8% Native American, and 3% were other ethnic origins.
- 56% graduated from high schools in North Dakota.

### 2. Surveys Findings

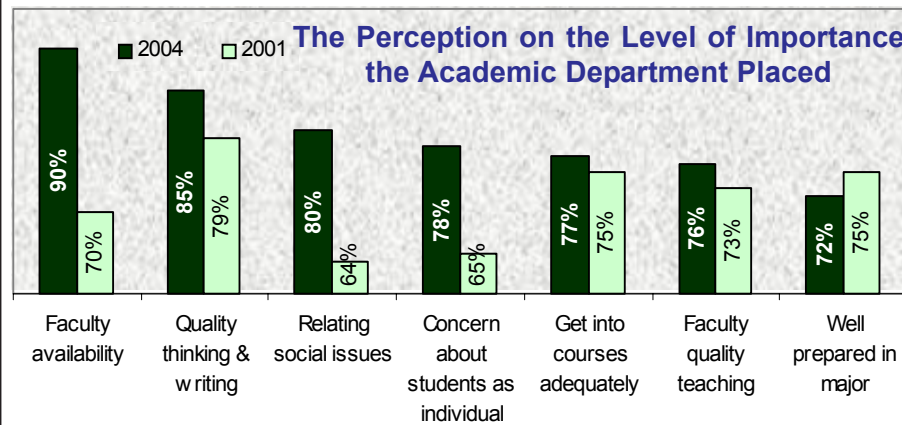
- Nine out of 11 primary reasons for attending UND are ranked as: location, type of program available, cost, academic reputation, to be with friends, social atmosphere, admission standards, size, and others.
- The top 5 of the 15 college related goals are ranked as:
  1. To obtain a degree
  2. To increase my knowledge and understanding in an academic field
  3. To prepare for a new career
  4. To meet people
  5. To improve my leadership skills
- Regarding the completion of any courses using an experiential learning method, 24% had taken an internship, 8% a clinical experience, 10% co-op education, 9% student teaching, and 8% indicated other forms of experiential experiences, while 41% did not report any experiential learning experience.
- The top 5 of the 21 items regarding the experience at UND ranked by the level of satisfaction are:
  1. Overall academic experience
  2. Level of interaction with other UND students
  3. Quality of program in major
  4. Overall social experience
  5. Helpfulness of faculty in major
- The top 5 of the 7 items regarding the level of importance within the academic department are:
  1. Concern about having faculty members available to students
  2. Encouragement of high quality thinking and writing
  3. Concern for relating the subject matter to import social issues
  4. Concern about students as individual
  5. Adequate opportunity for students to get into courses
- The top 5 of the 26 items that UND education has contributed to student's personal growth are identified:
  1. Learning on your own
  2. Defining and solving problems
  3. Working independently
  4. Understanding written information
  5. Making informed choices
- The top 5 of the 25 offices in the UND campus evaluated by the level of satisfaction are: Admissions, Student Memorial Union, Library, Registrar's Office, and Campus Shuttle Bus.
- 76% indicated their job is closely related to their major.
- 59% think there are job opportunities in North Dakota in their major area of study.
- 51% would be willing to accept employment in North Dakota.
- 75% would attend UND again if they had the opportunity to choose over again.
- 69% would choose to graduate with the same major.
- 87% are satisfied with their experiences at UND.

### 2004 Graduating Student Survey

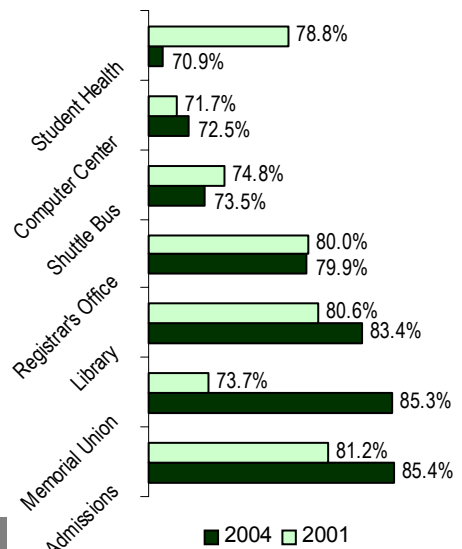


Level of Satisfaction on 21 Items	All	Female	Male
Overall academic experience	88%	92%	84%
Level of interaction with other UND students	87%	86%	89%
Quality of program in major	85%	90%	78%
Overall social experience	84%	81%	87%
Helpfulness of faculty in major	84%	84%	84%
Challenge of courses in your major	84%	89%	80%
Out-of-class availability of instructors	80%	80%	80%
Selection of courses in general requirements	72%	83%	58%
Variety of courses in your major	72%	74%	69%
Attitude of non-teaching staff toward students	70%	73%	66%
Opportunities for campus activities	67%	66%	69%
Level of interaction with faculty outside of class	65%	67%	63%
Classroom equipment/facilities	65%	71%	69%
Racial harmony	65%	64%	66%
Personal security/safety on campus	62%	56%	71%
Academic advising in your major	62%	57%	67%
Campus newspaper	59%	61%	56%
Career advising in your major	40%	39%	42%
Housing regulations	37%	40%	33%
Student government	35%	43%	25%
Student activity fees are used	20%	20%	20%

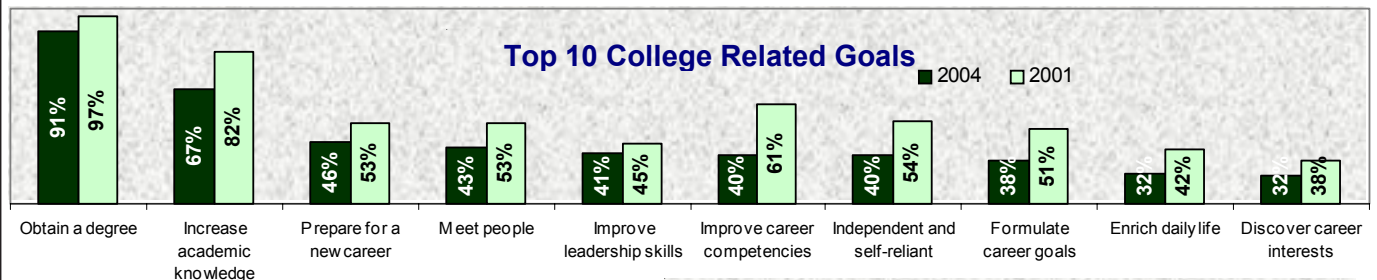
**56% female & 44% male; 63% are 23 or younger; 89% are White; 78% are receiving a Bachelor's degree & 22% are receiving an advanced degree; 38% plan to pursue an additional degree**



- Overall social experience satisfaction: 84% (2004) 79% (2001)
- Overall academic experience satisfaction: 89% (2004) 85% (2001)
- Overall satisfaction on UND experience: 87% (2004) 85% (2001)



Seven Most Satisfied Services




**Top Seven Personal Growth Areas**

1. Learning on your own (61%)
2. Defining/solving problems (58%)
3. Working independently (56%)
4. Understanding written information (53%)
5. Making informed choices (53%)
6. Planning & carrying out projects (53%)
7. Writing effectively (50%)

- 75% would attend UND again
- 69% would choose to graduate with the same major
- 85% are satisfied with the quality of program in major
- 84% are satisfied with overall social experience
- 84% are satisfied with the helpfulness of faculty in major
- 80% are satisfied with out-of-class availability of instructors

Institutional Research Briefs  
Office of Institutional Research  
P.O. Box 7106  
Grand Forks, ND 58202

### Requesting Information



The Office of Institutional Research serves as a centralized source of comprehensive information about the institution. Our office responds to ad hoc data requests for use in planning, annual reports, program reviews, and assessment.

If there is some data that your office may need, on our website we have provided an online *Request for Information* form. Please fill out the required areas on the form. It is important that you provide a detailed description of the information needed. We are committed to providing accurate information in a timely manner to help guide decision-making at UND.

### USAT Summaries

Reports for the 2004 USAT forms are currently being generated. As of the end of December, a total of **33,873** evaluation forms were scanned and processed for fall 2004. We expect to be distributing the reports and returning the forms by mid-January. As in the past, we will provide the department with a CD containing each individual report, the department summary, UND summary, 100/200 & 300/400 summaries, and summaries for any general education course/s. Summaries, by college, will be available on the web.

### Did you know?

At the end of each semester academic honors are awarded to undergraduate students.



**The President's Honor Roll** was awarded to 655 undergraduate students at the end of Fall Semester 2004. To qualify the students must have an overall cumulative grade point average of 3.80 or higher. The student must also have earned a minimum of 30 semester hours and have completed a minimum of 12 hours at the close of the semester, eight of which must be for traditional letter grades.

**The Dean's List** honored 1,201 undergraduate students at the end of the Fall Semester 2004 who ranked in the top 15 percent of their college. The students must have completed a minimum of 12 semester hours at the close of the semester, eight of which must be for traditional letter grades. At the end of Fall Semester 2004 there were three colleges that had a 4.0 as the minimum GPA cutoff.

To view tables of the President's Honor Roll and Dean's List calculations go to our website at <http://www.und.edu/dept/datacol/endofterm/index.htm>

*Way to go students!*

