



# Institutional Research Briefs

Volume IV, Issue 1

September 2008

## In this issue:

Projects in Progress

The Survey Says...

Departmental Annual Reports

Student Profiles

UND Surveys

## Carmen Williams

Director  
777-2456

## Carol Drechsel

Information Technology Specialist  
777-2487

## Sue Erickson

Research Analyst  
777-2265

## Nancy Krom

Administrative Assistant  
777-4358

The purpose of *Institutional Research Briefs* is to inform others of the types of information available from the Office of Institutional Research and to provide a brief summary of some of the projects we're working on along with the findings. *Institutional Research Briefs* will be published two to three times a year and distributed to the campus community as well as archived on our website.

### Projects in Progress

Currently we have several projects in progress:

- **Campus Quality Survey is currently being administered to UND employees. We appreciate your feedback; please return.**
- Analysis of the 2008 Student Satisfaction Survey & Priorities For Online Learners.
- Compilation of results from 2008 College Student Inventory.
- Further analysis of the 2008 HERI Faculty Survey.
- Getting ready to administer NSSE to freshmen and seniors Spring 2009.
- Waiting on results from 2008 Survey of Employers of recent UND grads.
- Compilation of results from the Delaware Study.
- Analysis of the Student Information Questionnaire (new freshmen).
- Withdrawing/Non-returning student survey was administrated in August.
- Placement Survey will be administrated in October.

### The Survey Says...

The highlighted survey for our first 2008-09 issue is the 2008 Graduating Student Survey (GSS). This UND-developed survey was first initiated in 1991 and is administered every three to four years. From an 800 random sample, 223 students returned completed questionnaires for a response rate of 27.9%.

Researchers tell us to study the successful students. This survey gives the University of North Dakota the capacity to obtain opinions from seniors just prior to graduation. The GSS survey asks students about their overall satisfaction with the university experience, student involvement, college-related goals, and employment outlook.

Overall, students reported a high satisfaction with their UND experience. At the top of the list was satisfaction with the social experience at 88% (84% in 2004 and 79% in 2001), satisfaction with the academic experience at 86% (89% in 2004 and 85% in 2001), and overall UND satisfaction at 85% (87% in 2004 and 85% in 2001).

Pages 2-3 of this newsletter include the executive summary and the graphic highlights from the survey.

The complete report is available online at [http://www.und.edu/dept/datacol/gss08\\_announcement.htm](http://www.und.edu/dept/datacol/gss08_announcement.htm) which also includes longitudinal comparative tables from 1996 to 2008 as well as student comments.



### Office of Institutional Research

University of North Dakota  
Twamley Hall Room 403  
264 Centennial Drive Stop 7106  
Grand Forks, ND 58202  
701-777-4358 - [www.und.edu/dept/datacol/](http://www.und.edu/dept/datacol/)

## 2008 Graduating Student Survey Executive Summary

On March 20, 2008, a cover letter from the Office of Institutional Research with the information about the University of North Dakota Graduating Student Survey (GSS) hosting website, the GSS instrument, and a specific password was electronically mailed to 800 sampled students' reported email box who had indicated plans to graduate in May 2008. Three follow-up email reminders were sent subsequently. At the end of the data collection period (April 29, 2008), 223 students had returned completed questionnaires. The net response rate is 27.9%.

### 1. Demographic Information

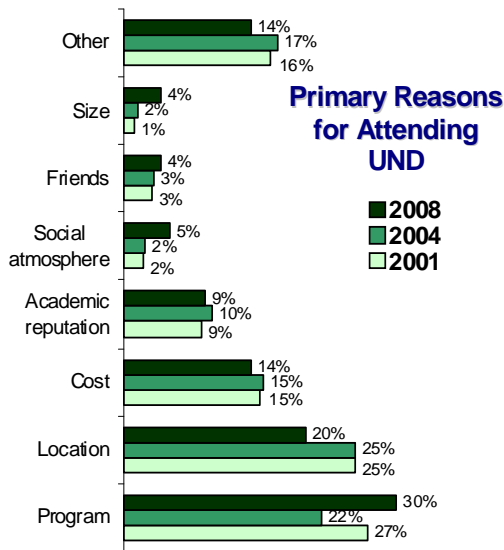
- Females comprised 58% of the respondents.
- Nearly all respondents (99%) report receiving a Bachelor's degree.
- 67% were in the 22 to 23 year-old range and 87% were not married.
- 93% were white.
- 45% graduated from high schools in North Dakota.

### 2. Surveys Findings

- Nine out of 11 primary reasons for attending UND are ranked as: type of program available (30%), location (20%), other (14%), cost (14%), academic reputation (9%), social atmosphere (5%), size (4%), to be with friends (4%), and advice of high school personnel (<1%).
- The top 5 of the 15 college related goals are ranked as:
  1. To obtain a degree
  2. To increase my knowledge and understanding in an academic field
  3. To prepare for a new career
  4. To formulate long-term career plans and/or goals
  5. To meet people
- Regarding the completion of any courses using an experiential learning method, 23% had taken an internship, 6% a clinical experience, 14% co-op education, 8% student teaching, and 5% indicated other forms of experiential experiences, while 54% did not report any experiential learning experience.
- The top 5 of the 21 items regarding the experience at UND ranked by the level of satisfaction are:
  1. Level of interaction with other UND students
  2. Overall social experience
  3. Overall academic experience
  4. Challenge of courses in major
  5. Helpfulness of faculty in major
- The top 5 of the 7 items regarding the level of importance within the academic department are:
  1. Concern about having faculty members available to students
  2. Adequate opportunity for students to get into courses
  3. Concern about students as individual
  4. Encouragement of high quality thinking and writing
  5. Concern for relating the subject matter to import social issues
- The top 5 of the 26 items that UND education has contributed to student's personal growth are identified:
  1. Learning on your own
  2. Making informed choices
  3. Working independently
  4. Organizing your time effectively
  5. Understanding written information
- The top 5 of the 25 offices in the UND campus evaluated by the level of satisfaction are: Wellness Center, Student Memorial Union, ITSS, Recreational/Intramural Programs, and Admissions.
- 69% indicated their job is closely related to their major.
- 78% think there are job opportunities in North Dakota in their major area of study.
- 50% would be willing to accept employment in North Dakota.
- 75% would attend UND again if they had the opportunity to choose over again.
- 70% would choose to graduate with the same major.
- 84% are satisfied with their experiences at UND.

# 2008 Graduating Student Survey

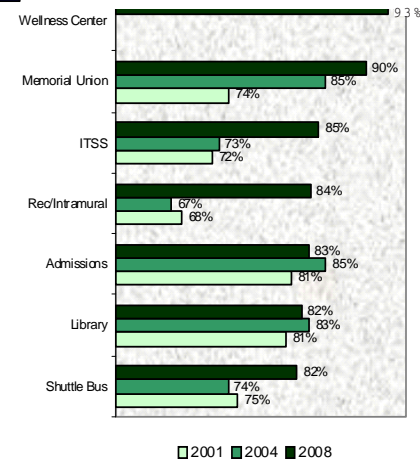
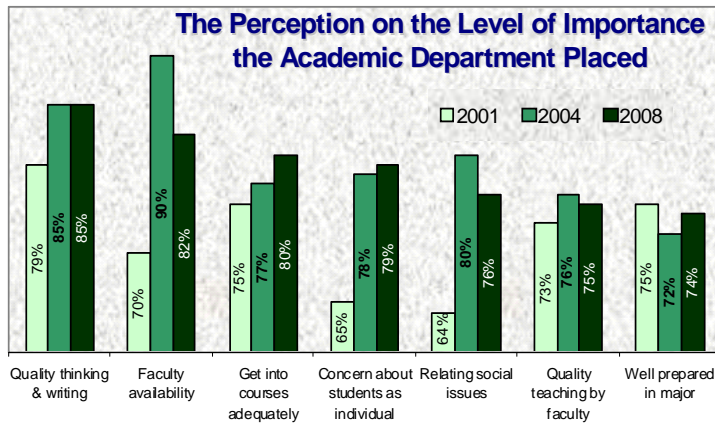
223 respondents out of 800 students surveyed; Response rate of 28%.



Level of Satisfaction on 21 Items	2001	2004	2008
Level of interaction with other UND students	83.9%	88.6%	88.1%
Overall social experience	79.7%	84.0%	88.0%
Overall academic experience	85.1%	88.0%	85.9%
Challenge of courses in major	83.8%	84.8%	83.6%
Helpfulness of faculty in major	80.8%	83.9%	82.4%
Quality of the program in major	83.5%	84.8%	81.0%
Selection of courses for general requirements	79.4%	74.4%	80.3%
Opportunities for involvement in campus activities	66.6%	71.2%	79.2%
Personal security/safety on campus	75.0%	63.9%	79.1%
Out-of-class availability of instructors	79.0%	81.3%	78.9%
Attitude of non-teaching staff toward students	72.9%	71.3%	75.5%
Racial harmony	55.0%	65.9%	74.3%
Classroom equipment/facilities	66.3%	70.4%	71.7%
Variety of the courses in major	70.4%	72.0%	71.4%
Level of interaction with faculty outside of class	64.9%	67.8%	69.7%
Academic advising in your major	60.9%	62.1%	67.1%
Career advising in your major	53.0%	41.7%	57.9%
Campus newspaper	52.0%	62.2%	51.4%
Housing regulations	45.8%	47.4%	48.9%
Student government	36.0%	38.6%	40.1%
Purposes for which student fees are used	35.0%	20.8%	33.3%

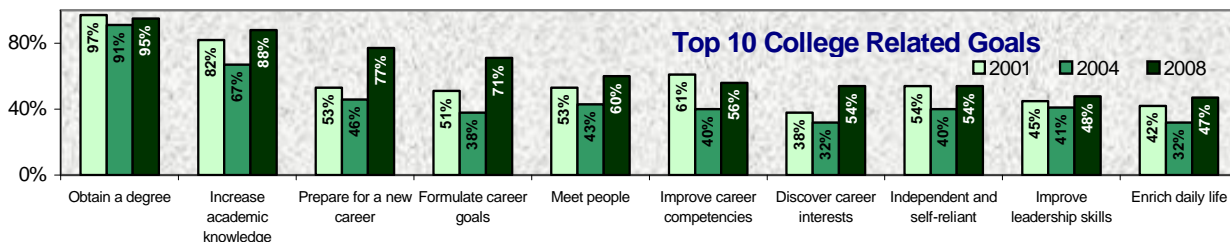
58% female and 42% male; 83% are 23 or younger; 87% are not married; 93% are White  
99% are receiving a Bachelor's degree and 1% are receiving a graduate/ professional degree

## Seven Most Satisfied Services



Three major financing sources for studying at UND:  
Student loan (63%), parents (48%), scholarships (35%)

Overall social experience satisfaction: 88% (2008), 84% (2004), 79% (2001)  
Overall academic experience satisfaction: 86% (2008), 89% (2004), 85% (2001)  
Overall satisfaction on UND experience: 85% (2008), 87% (2004), 85% (2001)



## Top Seven Personal Growth Areas

1. Learning on your own (70%)
2. Making informed choices (68%)
3. Working independently (68%)
4. Organizing your time effectively (65%)
5. Understanding written information (60%)
6. Working cooperatively in a group (60%)
7. Defining and solving problems (60%)

## Other Findings...

- 44% plan to pursue an additional degree
- 75% would attend UND again
- 70% would choose to graduate with the same major
- 78% think job opportunities exist in North Dakota
- 50% would accept a position in North Dakota

Institutional Research Briefs  
 Office of Institutional Research  
 Twamley Hall Room 403  
 264 Centennial Drive Stop 7106  
 Grand Forks, ND 58202

### Departmental Annual Reports

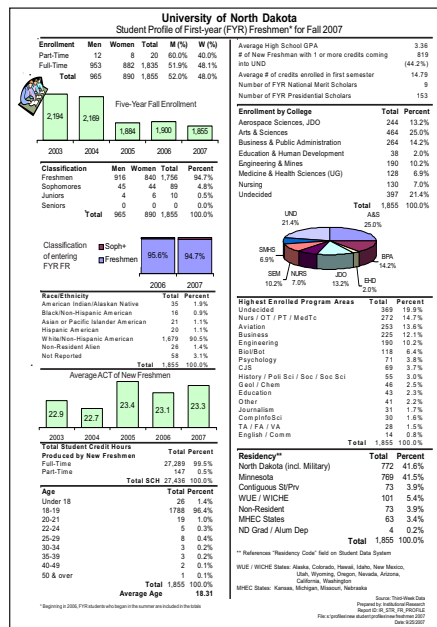
Departmental Annual Reports are due October 15, 2008. Earlier submittal dates may be established by your respective college, unit and/or division.

The web-based report template is ready for entry on the Annual Report Website as well as instructions, guidelines and core data information. The URL is at <http://www.und.nodak.edu/dept/datacol/annualreports/index.htm>.

Password questions can be directed to our office at 7-4358.

### Student Profiles

Student profile reports describe the composition of the student body. Our office either assists or produces various student profiles as a quick reference for student information. Along with the UND Student Body Profile produced by University Relations, there is a ten year profile, and new student profiles of beginning freshmen, new transfers, undergraduates, graduates, and professional students. To view the profiles go to <http://www.und.edu/dept/datacol/profiles/profileindex.htm>.



### Recent Surveys Now Available On-Line

Below are the most recent surveys completed by our office.

#### 2008 Sophomore Satisfaction Survey

When asked about satisfaction with their experiences at UND, 88.5% of sophomore respondents described themselves as satisfied or very satisfied, an increase of almost 5% from the 2005 survey.

#### 2007 The National Survey of Student Engagement (NSSE)

UND students reported working collaboratively with peers during class more frequently than peers in benchmark institutions – 47% of UND first-year students and 53% of seniors reported this activity.

#### 2007 Faculty Survey of Student Engagement (FSSE)

Faculty report that they are placing more emphasis on analyzing, synthesizing, making judgments, and applying theories than was reported in 2003.

#### 2008 Placement Survey

A survey of recent UND graduates shows that more than 97% are either employed or in school, and about 90% of those who are employed indicate that their current position is “directly related” or “somewhat related” to their field of study while at UND.

To find out more information please go to <http://www.und.edu/dept/datacol/reports/surveydesc.html>.