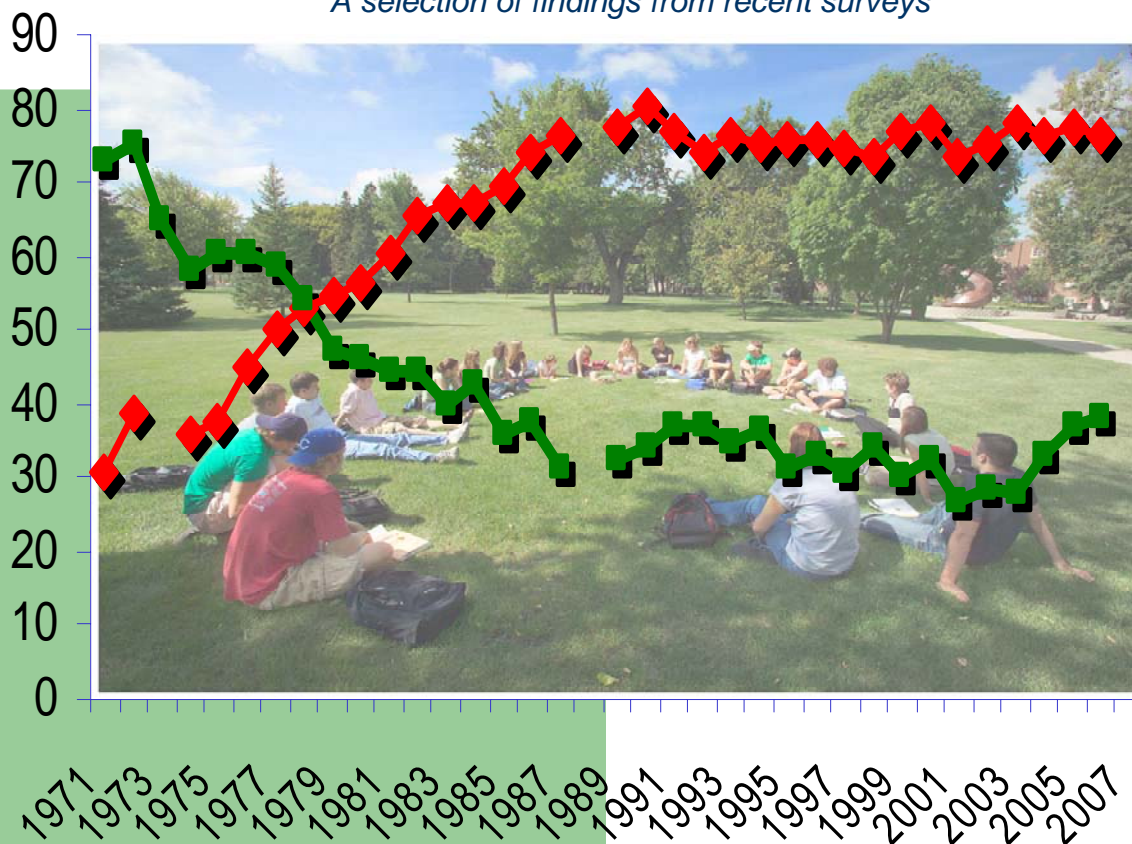


Why UND?

What Students Are Saying About UND

... Why They Come & Why They Leave

A selection of findings from recent surveys



Selected findings from the following surveys

- Cooperative Institutional Research Program (CIRP) Freshman Survey
- College Student Inventory (CSI)
- Student Satisfaction Inventory (SSI)
- National Survey of Student Engagement (NSSE)
- Withdrawing/Non-returning Student Survey

CIRP Freshman Survey

The top five “*very important*” reasons influencing a student’s decision to attend UND

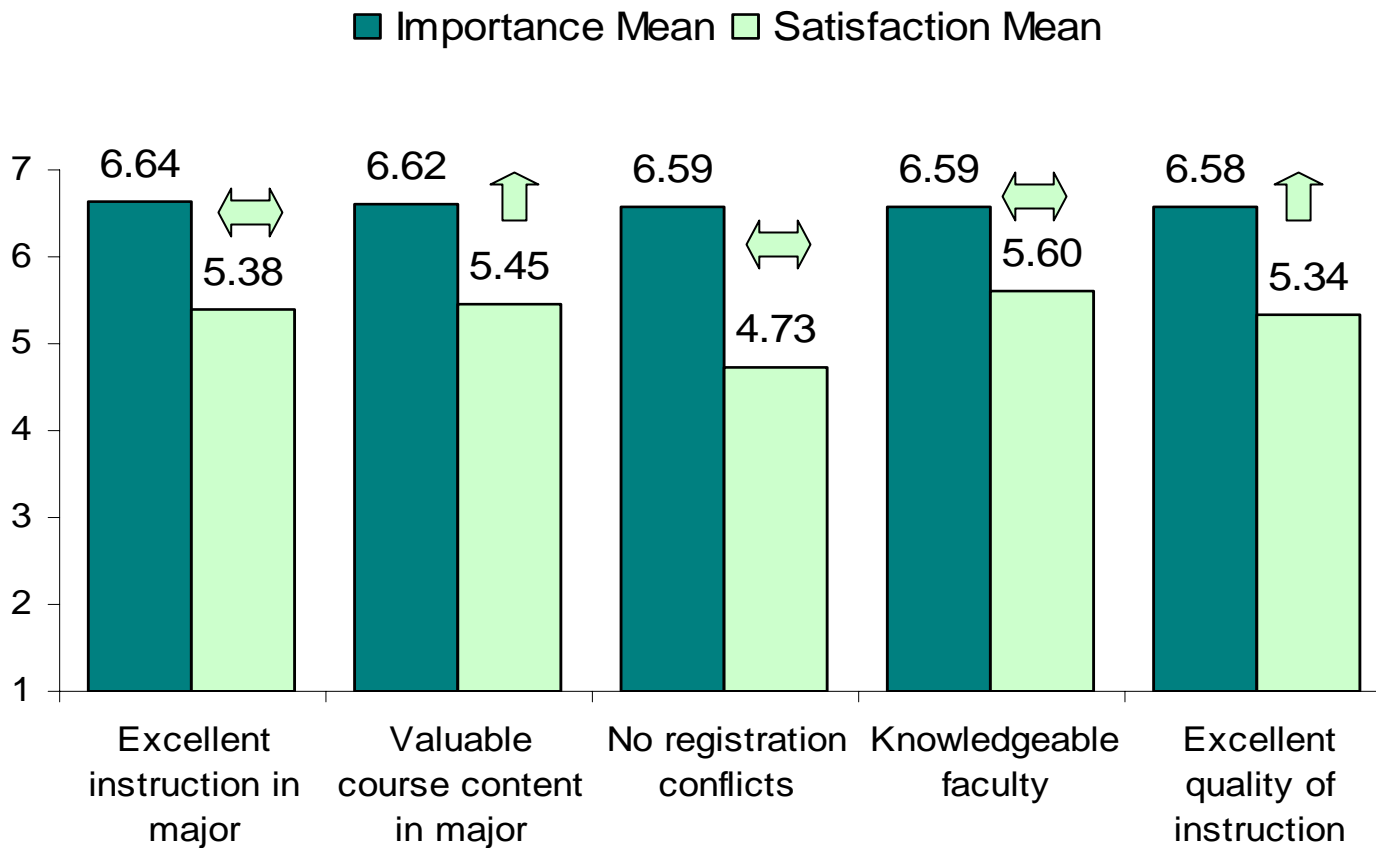
- This college has a very good academic reputation
(64.8% UND, 66.8% National)
- This college’s graduates get good jobs
(53.5% UND, 53.7% National)
- This college has a good reputation for social activities
(38.9% UND, 41.6% National)
- The cost of attending this college
(31.7% UND, 36.2% National)
- I wanted to attend a school the size of this college
(29.4% UND, 29.0% National)

What Freshmen Are Saying

From the College Student Inventory

- Help with exam skills (mean=6.22)
- Discuss job market for college graduates (mean=6.15)
- Discuss qualifications for occupations (mean=6.13)
- Get help in meeting new friends (mean=6.13)
- Get information about clubs & social organizations (fraternities/sororities) (mean=6.08)
- Get help in selecting an occupation (mean=5.92)
- Get help with study habits (mean=5.89)
- Get advice and tour from experienced student (mean=5.88)

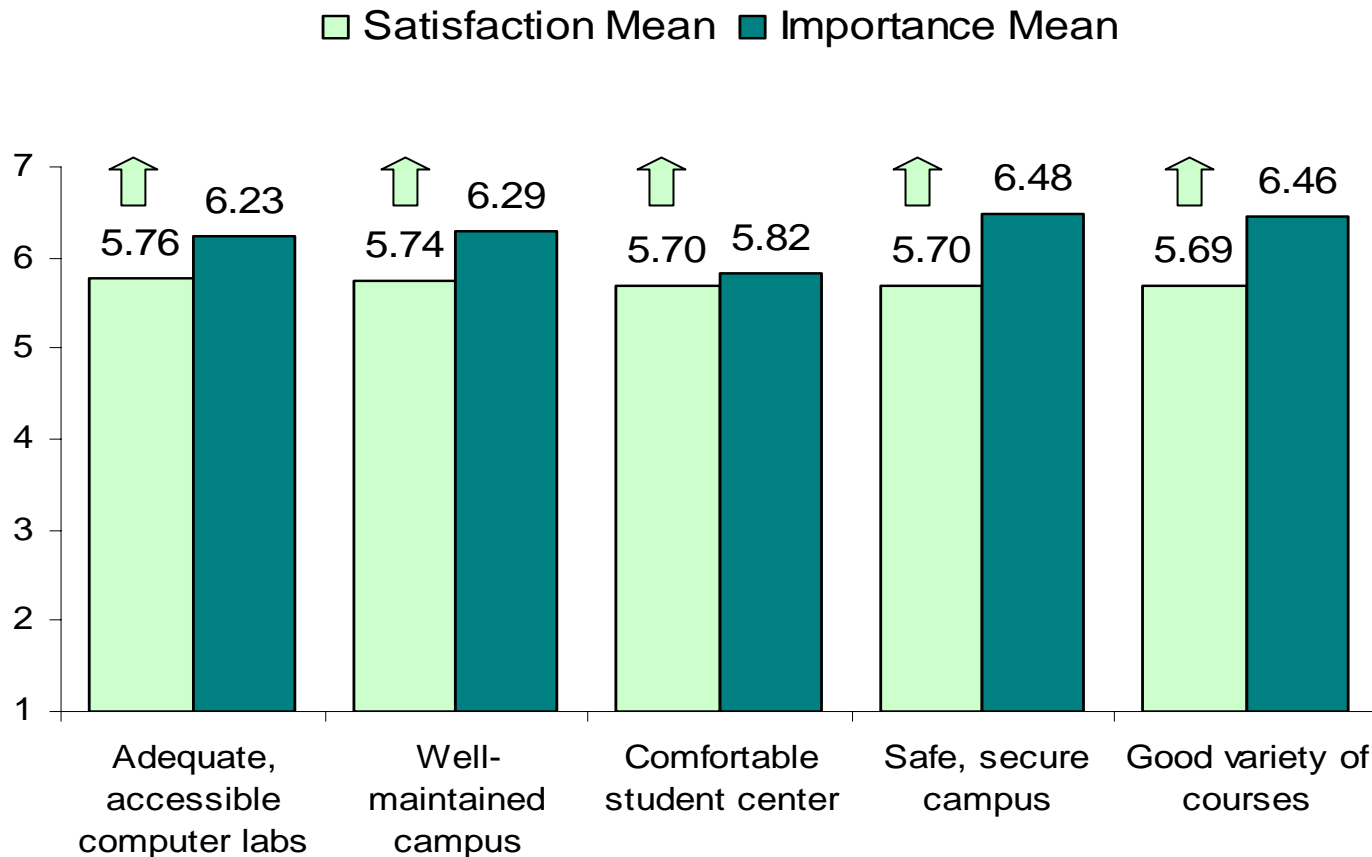
What expectations are most important to UND students?



↑ UND is significantly higher than the national rate.

↔ No significant difference between UND and the national rate.

What expectations are most satisfying to UND students?



↑ UND is significantly higher than the national rate.

↔ No significant difference between UND and the national rate.

2006 On-Campus vs. Online Student Satisfaction

Institutional Experience Summary	On-Campus	Online
So far, how has your college experience met your expectations? (positive)	86% ↔	95% ↓
Rate your satisfaction with your experience here thus far. (positive)	87% ↑	96% ↓
All in all, if you had to do it over, would you enroll here again? (yes)	83% ↑	95% ↑

- ↑ UND is higher than the national rate.
- ↔ UND is even with the national rate.
- ↓ UND is lower than the national rate.

Why Do Students Leave?

The Reasons They Give Us – Top 10

- Decided to attend a different college (72% UND, 38% Natl)
- Wanted to move to a new location (49% UND, 24% Natl)
- Academic advising was inadequate (38% UND, 25% Natl)
- Desired major not offered by college (32% UND, 18% Natl)
- Disappointed with quality of instruction (32% UND, 25% Natl)
- Tuition & fees unaffordable (30% UND, 30% Natl)
- Wanted to live nearer to family/friends (30% UND, 13% Natl)
- Did not like the size of this college (21% UND, 11% Natl)
- Experienced class scheduling problems (19% UND, 28% Natl)
- Impersonal attitudes of faculty or staff (17% UND, 18% Natl)

National Survey of Student Engagement



- Administered to Freshmen and Seniors
- Assesses the extent to which students engage in various educational activities

NSSE Clusters (Benchmarks)

- Level of Academic Challenge
- Active and Collaborative Learning
- Student-Faculty Interaction
- Enriching Educational Experiences
- Supportive Campus Environment

Enriching Educational Experiences

What types of honors courses, learning communities, and other distinctive programs are offered?

During their first year, 8% of students participate in a learning community. By their senior year, 12% of students have taken an independent study class.

How many students study in other countries?

By their senior year, 8% of students have studied abroad.

What percentage of students participate in community service?

By the time they are seniors, 58% of students have participated in community service or volunteer work.

Student-Faculty Interaction

Are faculty members accessible and supportive?

38% of FY students say their faculty are available, helpful and sympathetic.

How many students work on research projects with faculty?

By their senior year, 16% of students have done research with a faculty member.

Do students receive prompt feedback on academic performance?

47% of FY students indicate that they frequently get prompt verbal or written feedback from faculty members.

Supportive Campus Environment

How well do students get along with administrators and staff?

22% of FY students find the administrative personnel and offices helpful, considerate, and flexible.

To what extent does the school help students deal with their academic and social needs?

70% of FY students feel that this institution has a substantial commitment to their academic success. 46% feel well-supported by the institution regarding their social needs.

Are students satisfied with their overall educational experience?

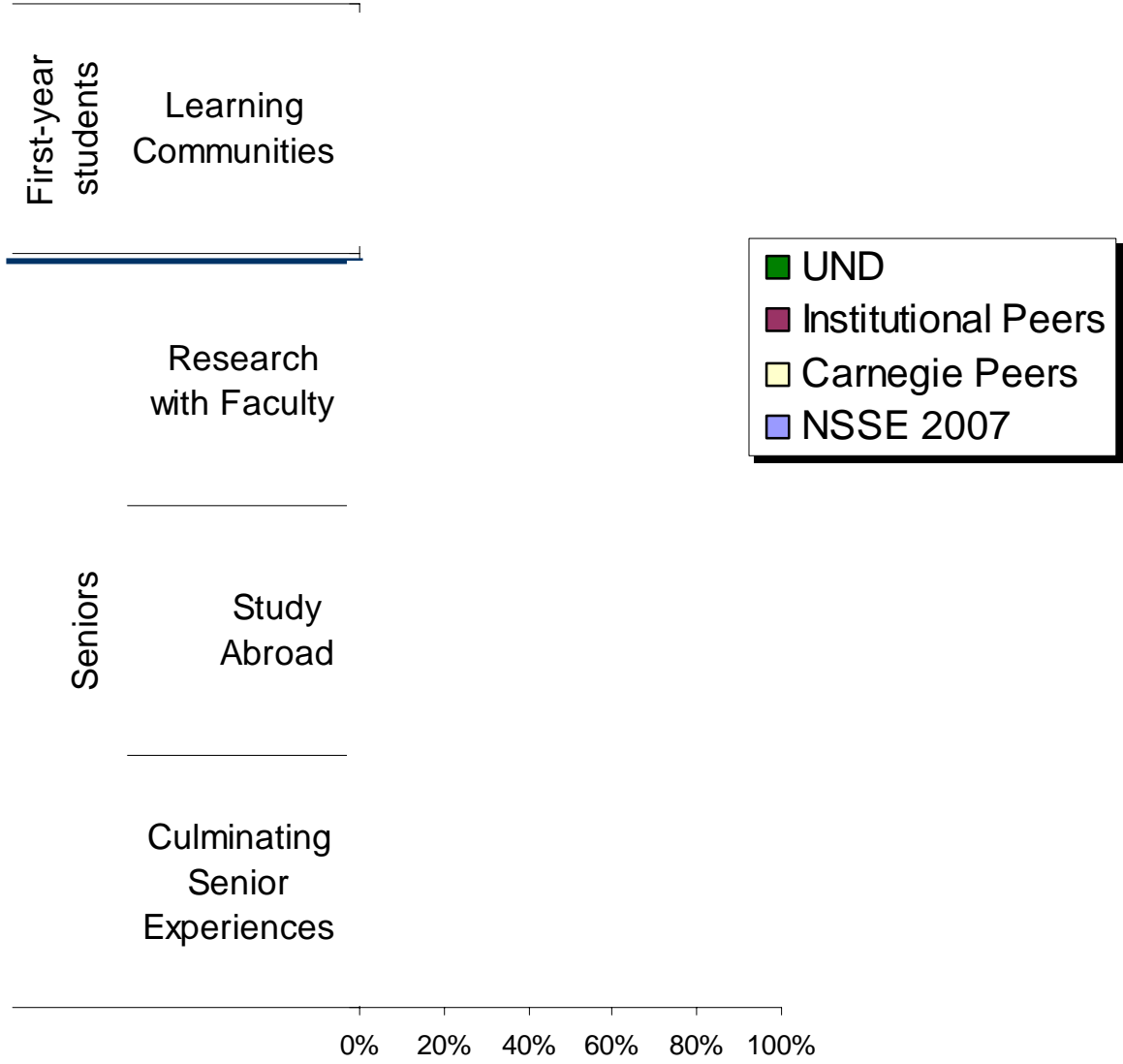
85% of FY students report a favorable image of this institution; 84% of seniors would choose this school again if they could start their college career over.

Vincent Tinto¹, 1995

“... for most colleges and most students, the classroom is the primary contact between faculty and students. If students do not engage there, they do not, given their time and commitments, become engaged elsewhere. If they are uninvolved in the classroom, they will very likely remain uninvolved in other aspects of their educational experience.”




¹ *Student Success and the Construction of Inclusive Educational Communities*. A presentation given to American Association of State Colleges and Universities.

Percent of Students Who Participated in High-Impact Educational Practices at UND and Selected peer Institutions



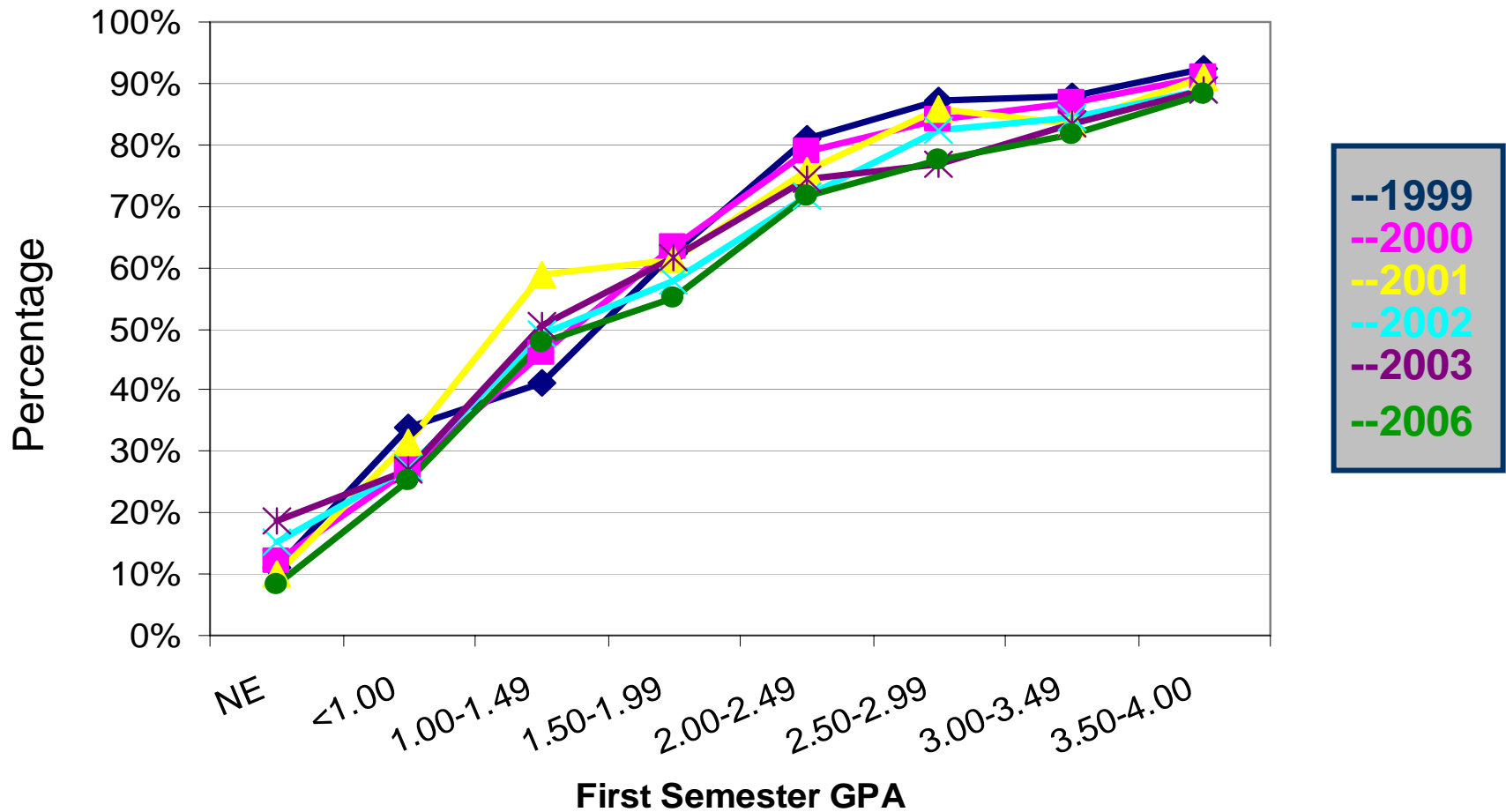
Five benchmarks are created from clusters of NSSE questions. The below table summarizes UND results compared to peer groups. Overall, UND is lower than peers on many freshmen benchmarks.

			<u>Comparison Groups</u>		
			Institutional Peers	Carnegie Peers	All NSSE Responses
Level of Academic Challenge <i>How challenging is your institution's intellectual and creative work?</i>	First-year	48	↓	↓	↓
	Senior	53	↔	↔	↓
Active and Collaborative Learning <i>Are your students intensely involved in their education?</i>	First-year	37	↓	↓	↓
	Senior	48	↔	↔	↓
Student-Faculty Interaction <i>Do your students work with faculty members inside and outside the classroom?</i>	First-year	28	↓	↓	↓
	Senior	39	↔	↔	↔
Enriching Educational Experiences <i>Do your students take advantage of complementary learning opportunities?</i>	First-year	21	↓	↓	↓
	Senior	35	↓	↓	↓
Supportive Campus Environment <i>Do your students feel the college is committed to their success?</i>	First-year	57	↔	↔	↓
	Senior	55	↑	↔	↔

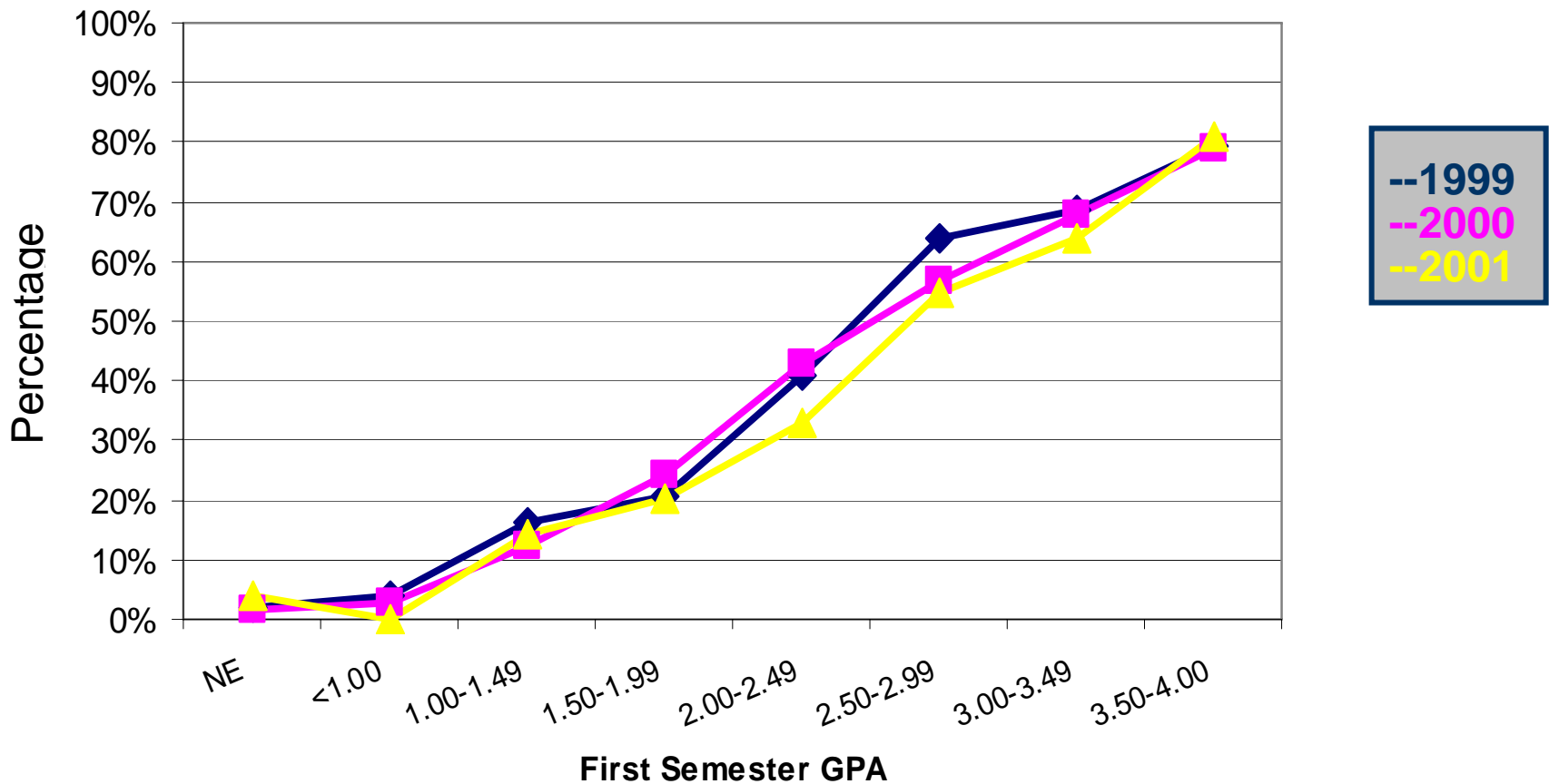
The  symbol indicates UND's score is statistically higher than the comparison groups ($p < .05$); the  symbol indicates a statistically lower score. A  indicates no significant difference.

Source: 2007 National Survey of Student Engagement

Freshman to Sophomore Retention Rate by First Semester Grade Point Average



Six-year Graduation Rates by First Semester Grade Point Average



George Kuh¹, 2005

“Now more than ever, colleges and universities must rise to the occasion and do whatever is necessary to help their students survive and thrive in college.”

¹ *Success in College* from an expanded version of Dr. Kuh’s essay, “How to Help Students Achieve.” *The Chronicle of Higher Education*, 53(41), B12-13.

Questions or Comments



The full presentation is titled *What Students Say About UND* and can be found at <http://www.und.nodak.edu/dept/datacol/presentations/index.htm>

If questions, please contact Carmen Williams
carmenwilliams@mail.und.edu