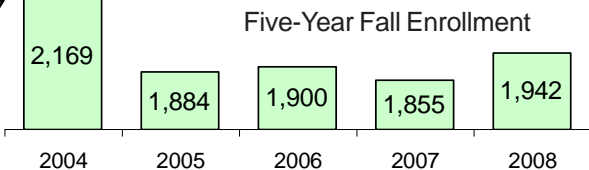


University of North Dakota

Student Profile of First-year (FYR) Freshmen* for Fall 2008

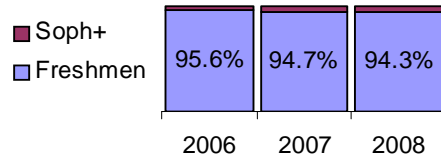
Enrollment	Men	Women	Total	M (%)	W (%)
Part-Time	11	5	16	68.8%	31.3%
Full-Time	1,029	897	1,926	53.4%	46.6%
Total	1,040	902	1,942	53.6%	46.4%



FYR FR beginning in summer: 2004: 31; 2005: 35; 2006: 25

Classification	Men	Women	Total	Percent
Freshmen	988	843	1,831	94.3%
Sophomores	47	55	102	5.3%
Juniors	5	4	9	0.5%
Seniors	0	0	0	0.0%
Total	1,040	902	1,942	100.0%

Classification of entering FYR FR



Race/Ethnicity	Total	Percent
American Indian/Alaskan Native	36	1.9%
Black/Non-Hispanic American	18	0.9%
Asian or Pacific Islander American	24	1.2%
Hispanic American	16	0.8%
White/Non-Hispanic American	1,797	92.5%
Non-Resident Alien	20	1.0%
Not Reported	31	1.6%
Total	1,942	100.0%

Average ACT of New Freshmen



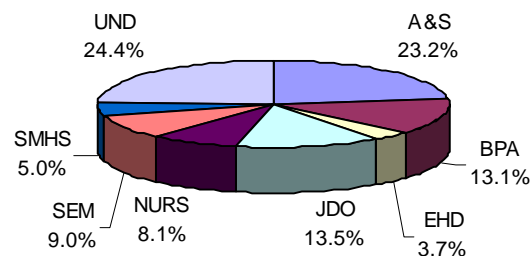
Total Student Credit Hours (SCH) Produced by New Freshmen	Total	Percent
Full-Time	28,391	99.5%
Part-Time	132	0.5%
Total SCH	28,523	100.0%

Age	Total	Percent
Under 18	24	1.2%
18-19	1881	96.9%
20-21	24	1.2%
22-24	6	0.3%
25-29	3	0.2%
30-34	1	0.1%
35-39	2	0.1%
40-49	1	0.1%
50 & over	0	0.0%
Total	1,942	100.0%

Average Age 18.26

Average High School GPA	3.38
# of New Freshman with 1 or more credits coming into UND	851 (43.8%)
Average # of credits enrolled in first semester	14.69
Number of FYR National Merit Scholars	4
Number of FYR Presidential Scholars	183

Enrollment by College	Total	Percent
Aerospace Sciences, JDO	262	13.5%
Arts & Sciences	450	23.2%
Business & Public Administration	255	13.1%
Education & Human Development	71	3.7%
Engineering & Mines	175	9.0%
Medicine & Health Sciences (UG)	98	5.0%
Nursing	157	8.1%
Undecided	474	24.4%
Total	1,942	100.0%



Highest Enrolled Program Areas	Total	Percent
Undecided	456	23.5%
Nurs / OT / PT / MedTc	271	14.0%
Aviation	255	13.1%
Business	214	11.0%
Engineering	175	9.0%
Biology	150	7.7%
Education	69	3.6%
Criminal Justice Studies	68	3.5%
Psychology	62	3.2%
Geology / Chemistry	53	2.7%
Other	44	2.3%
History / Poli Sci / Soc / Soc Sci	42	2.2%
Arts	25	1.3%
CompInfoSci	24	1.2%
Journalism	18	0.9%
GraphComm	16	0.8%
Total	1,942	100.0%

Residency**	Total	Percent
North Dakota (incl. Military)	730	37.6%
Minnesota	867	44.6%
Contiguous St/Prv	87	4.5%
WUE / WICHE	104	5.4%
Non-Resident	79	4.1%
MHEC States	67	3.5%
ND Grad / Alum Dep	8	0.4%
Total	1,942	100.0%

** References "Residency Code" field on Student Data System

WUE / WICHE States: Alaska, Colorado, Hawaii, Idaho, New Mexico, Utah, Wyoming, Oregon, Nevada, Arizona, California, Washington
MHEC States: Kansas, Michigan, Missouri, Nebraska

* Beginning in 2006, FYR students who began in the summer are included in the totals