

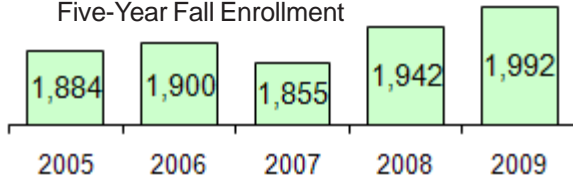
University of North Dakota

Student Profile of First-year (FYR) Freshmen* for Fall 2009

Enrollment	Men	Women	Total	M (%)	W (%)
Part-Time	13	5	18	72.2%	27.8%
Full-Time	1,032	942	1,974	52.3%	47.7%
Total	1,045	947	1,992	52.5%	47.5%



Five-Year Fall Enrollment

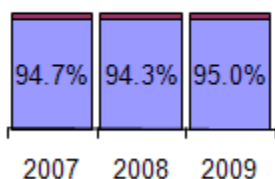


FYR FR beginning in summer: 2005: 35; 2006: 25; 2007: 40

Classification	Men	Women	Total	Percent
Freshmen	999	894	1,893	95.0%
Sophomores	42	46	88	4.4%
Juniors	4	7	11	0.6%
Seniors	0	0	0	0.0%
Total	1,045	947	1,992	100.0%

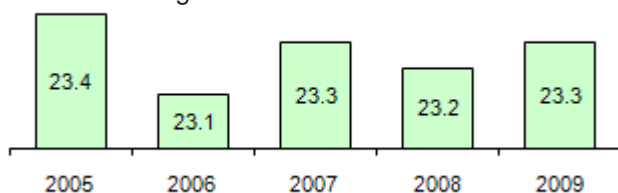
Classification of entering FYR FR

■ Soph+
■ Freshmen



Race/Ethnicity	Total	Percent
American Indian/Alaskan Native	50	2.5%
Black/Non-Hispanic American	26	1.3%
Asian or Pacific Islander American	15	0.8%
Hispanic American	21	1.1%
White/Non-Hispanic American	1,761	88.4%
Non-Resident Alien	20	1.0%
Not Reported	99	5.0%
Total	1,992	100.0%

Average ACT of New Freshmen



Total Student Credit Hours (SCH)

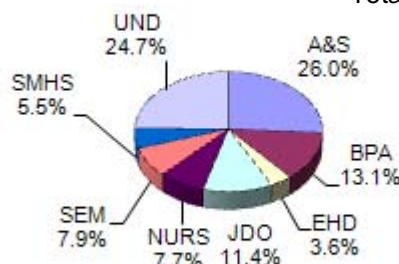
Produced by New Freshmen	Total	Percent
Full-Time (N=1974)	29,187	99.5%
Part-Time (N=18)	140	0.5%
Total SCH	29,327	100.0%

Age	Total	Percent
Under 18	25	1.3%
18-19	1922	96.5%
20-21	21	1.1%
22-24	7	0.4%
25-29	13	0.7%
30-34	3	0.2%
35-39	1	0.1%
40-49	0	0.0%
50 & over	0	0.0%
Total	1,992	100.0%

Average Age 18.26

Average High School GPA	3.38
# of New Freshman with 1 or more credits coming into UND (41.9%)	
Average # of credits enrolled in first semester	14.72
Number of FYR National Merit Scholars	5
Number of FYR Presidential Scholars	190

Enrollment by College	Total	Percent
Aerospace Sciences, JDO	228	11.4%
Arts & Sciences	518	26.0%
Business & Public Administration	261	13.1%
Education & Human Development	72	3.6%
Engineering & Mines	157	7.9%
Medicine & Health Sciences (UG)	109	5.5%
Nursing	154	7.7%
Undecided	493	24.7%
Total	1,992	100.0%



Highest Enrolled Program Areas	Total	Percent
Undecided	458	23.0%
Nurs / OT / PT / MedTc	285	14.3%
Aviation	232	11.6%
Business	217	10.9%
Engineering	157	7.9%
Biology	145	7.3%
Education	66	3.3%
Criminal Justice Studies	74	3.7%
Psychology	65	3.3%
Geology / Chemistry	61	3.1%
Other	63	3.2%
History / Poli Sci / Soc / Soc Sci	48	2.4%
Arts	42	2.1%
ComplInfoSci	38	1.9%
Journalism	27	1.4%
GraphComm	14	0.7%
Total	1,992	100.0%

Residency**	Total	Percent
North Dakota (incl. Military)	757	38.0%
Minnesota	946	47.5%
Contiguous St/Prv	59	3.0%
WUE / WICHE	89	4.5%
Non-Resident	72	3.6%
MHEC States	65	3.3%
ND Grad / Alum Dep	4	0.2%
Total	1,992	100.0%

** References "Residency Code" field on Student Data System

WUE / WICHE States: Alaska, Colorado, Hawaii, Idaho, New Mexico, Utah, Wyoming, Oregon, Nevada, Arizona, California, Washington

MHEC States: Kansas, Michigan, Missouri, Nebraska

* Beginning in 2006, FYR students who began in the summer are included in the totals