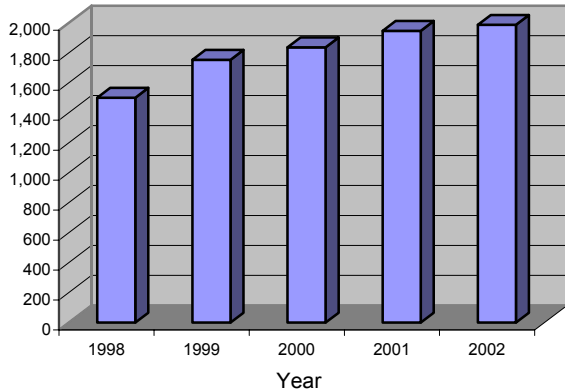


University of North Dakota

Student Profile of Beginning Freshmen for Fall 2002

Enrollment	Men	Women	Number	M(%)	F(%)
Part-time	16	9	25	64.0%	36.0%
Full-time	1,032	930	1,962	52.6%	47.4%
Total	1,048	939	1,987	52.7%	47.3%

Number of Beginning Freshmen

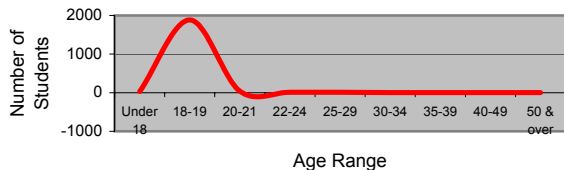


Total Student Credit Hours Produced by New Freshmen	Total	Percent
Full-Time	28,400	99.4%
Part-Time	167	0.6%
Total SCH	28,567	100.0%

Race/Ethnicity	Total	Percent
American Indian/Alaskan Native	15	0.8%
Black/Non-Hispanic American	11	0.6%
Asian or Pacific Islander American	18	0.9%
Hispanic American	17	0.9%
White/Non-Hispanic American	1,852	93.2%
Non-Resident Alien	46	2.3%
Not Reported	28	1.4%
Total	1,987	100.0%

Age	Total	Percent
Under 18	31	1.6%
18-19	1,883	94.8%
20-21	41	2.1%
22-24	12	0.6%
25-29	9	0.5%
30-34	2	0.1%
35-39	4	0.2%
40-49	2	0.1%
50 & over	2	0.1%
Not Reported	1	0.1%
Total	1,987	100.0%
Average Age		18.88

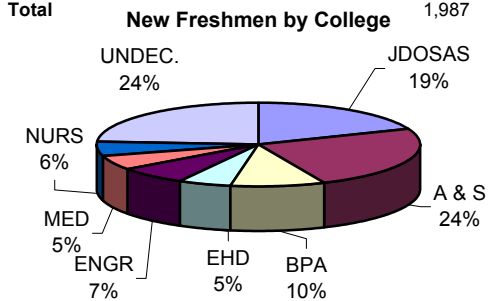
Age of Beginning Freshmen



Average High School GPA	3.38
# of New Freshmen with 1 or more credits coming into UND	674
Average # of Credits Enrolled Enrolled in First Semester	14.38

Enrollment by College

College	Total	Percent
Aerospace Sciences	374	18.8%
Arts & Sciences	485	24.4%
Business & Public Administration	192	9.7%
Education & Human Development	100	5.0%
Engineering & Mines	142	7.1%
Medicine & Health Sciences (UG)	107	5.4%
Nursing	111	5.6%
Undecided	476	24.0%
Total	1,987	100.0%



Highest Enrolled Program Areas

Program Area	Total	Percent
Undecided	635	32.0%
Aviation	358	18.0%
Nurs / OT / PT / Med Tech	198	10.0%
Business	184	9.3%
Engineering	142	7.1%
Other	100	5.0%
Education	86	4.3%
Biol / Bot	65	3.3%
CJS	56	2.8%
Psychology	36	1.8%
AtmosSci / Chem / Geol / Phys	29	1.5%
History / Pol Sci / Soc / Soc Sci	26	1.3%
Journalism	22	1.1%
TA / FA / VA	22	1.1%
P Admin / SWK	17	0.9%
Engl/Comm	11	0.6%
Total	1,987	100.0%

Residency *

Residency	Total	Percent
North Dakota (including military)	945	47.6%
Minnesota	701	35.3%
Contiguous St/Prv	69	3.5%
WUE/WICHE	124	6.2%
Non-Resident	131	6.6%
Grad Waiver	8	0.4%
MHEC States	9	0.5%
Total	1987	100.0%

* References "Residency Code" field on Student Data System

WUE / WICHE States: Alaska, Colorado, Hawaii, Idaho, New Mexico, Utah, Wyoming, Oregon, Nevada, Arizona, California, Washington
MHEC States: Kansas, Michigan, Missouri, Nebraska