

The background of the cover is a photograph of a brick building entrance. The entrance features a large arched doorway with a white frame. To the left of the arch, the name 'OKELLY' is visible on the brick wall. Several students are seen entering and exiting the building. In the foreground, there are colorful flower beds with red, yellow, and purple blooms. The overall scene is bright and sunny, with green trees framing the top and right sides of the image.

***Report Of The Results From The  
2008 Student Information Questionnaire***

**Office of Institutional Research**

**Carmen Williams  
Sue Erickson  
October 2008**

## Executive Summary

This report describes the results of the summer 2008 administration of the Student Information Questionnaire (SIQ). The SIQ is designed to collect demographic and enrollment management-related data that is not otherwise collected from the new incoming UND freshmen. The results of the survey help provide a descriptive profile of the freshman class and its use supports both assessment and enrollment management activities of the University of North Dakota.

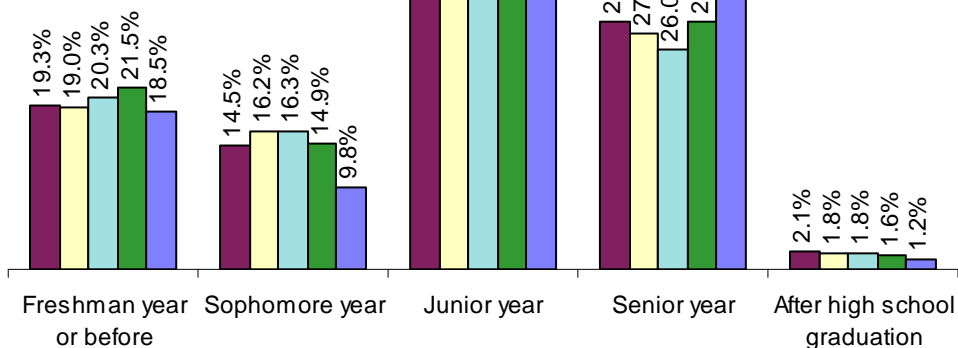
- The number of new freshmen enrolled at the University of North Dakota in the Fall Semester of 2008 totaled 1,942. While participating in “Getting Started” during the summer of 2008, 80% (1,591) of these students completed a 22-question survey.
- The majority (61%) of the students reported coming from a small city of approximately 40,000 or less people. 31% reported that their high school class was less than 100 students.
- The largest percentage of students (70%) first consider UND in their junior or senior year, however 18% of students first consider UND in their freshman year or before. Students are most likely to finalize their decision to enroll at UND *early in their senior year* (48%), but some make the decision prior to this (19%) and many make the decision later in their senior year (29%) or even after high school graduation (4%).
- Approximately half (52%) of the students reported that no other schools made scholarship offers to them. Of those who received a scholarship, 27% of the recipients said that the scholarship was important (or *very important*) in deciding to enroll at UND.
- 90% of the respondents plan on graduating from UND. 72% of the students plan *to graduate from UND in four years*.
- When students were asked to rate their general competency levels (writing and speaking clearly, making informed choices, thinking critically/creatively, computing skills, and familiarity with other cultures) they rated themselves higher in all six skills than the 2007 respondents.
- Students reported the confidence in their ability to successfully complete an online course. Responses were *very confident* (38%), *somewhat confident* (55%), and *little confidence* (8%). When asked how likely they would be to enroll in an online course, only 4% responded *very likely*, compared to 40% *somewhat likely*, and 56% *not very likely*.
- 38% of the freshmen reported that they would want employment in North Dakota if a job was available in their area of interest, 16% would not, and 46% were unsure.
- Group differences of the Community of Learners Scholarship (CLS) recipients compared to non-CLS recipients were analyzed. The only significant difference between the two groups was seen on the question related to the importance of receiving a scholarship in the decision to enroll at UND.

# University of North Dakota

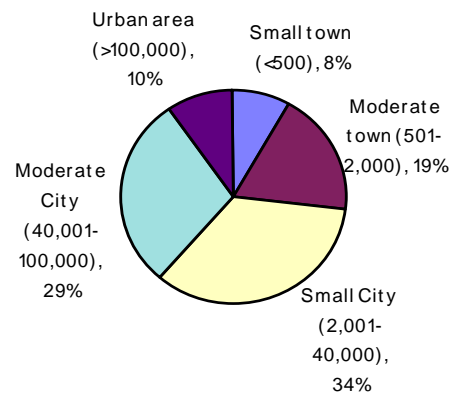
## 2008 Student (Freshman) Information Questionnaire

■ 2003 ■ 2004 ■ 2005 ■ 2007 ■ 2008

**When did you first consider UND?**

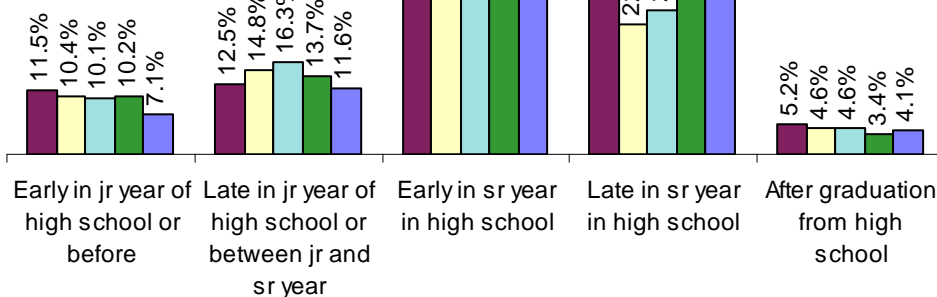


**Which of the following best describes the area in which you lived during high school?**

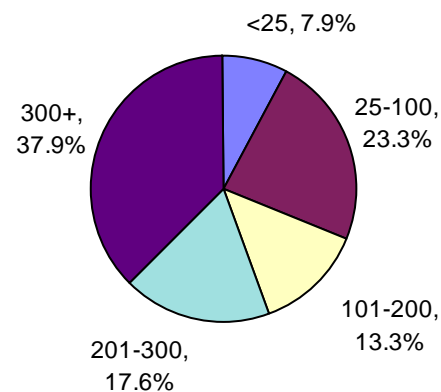


■ 2003 ■ 2004 ■ 2005 ■ 2007 ■ 2008

**When did you finalize your decision to attend UND?**



**Which of the following best describes the size of your high school senior class? (number of students)**



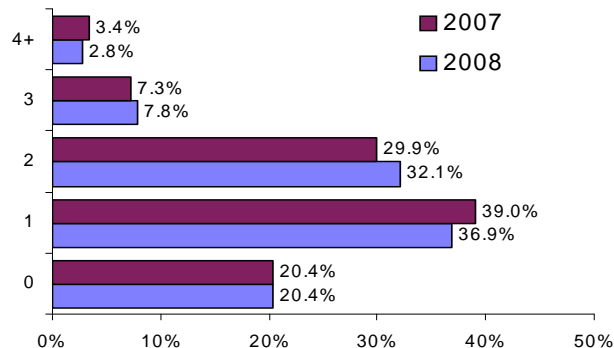
**How many other schools did you visit when making your college decision?**

	2004	2005	2007	2008
0	42.8%	42.9%	37.5%	34.5%
1	25.1%	32.1%	25.8%	21.7%
2	15.7%	18.4%	18.3%	19.7%
3	9.2%	8.6%	11.5%	13.2%
4+	7.3%	7.1%	6.9%	10.8%

**To how many other schools were you accepted?**

	2004	2005	2007	2008
0	43.6%	45.4%	41.7%	34.1%
1	25.4%	24.1%	26.6%	24.5%
2	15.8%	16.3%	15.6%	19.7%
3	9.0%	8.2%	8.8%	10.8%
4+	6.1%	6.0%	7.2%	10.9%

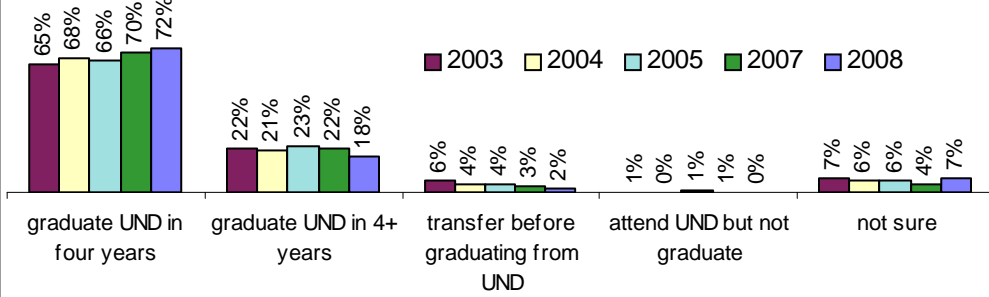
**In the last two years, how many times have you visited a UND office/s (Enrollment Services, Admissions, Academic Dept, etc)?**



# University of North Dakota

## 2008 Student (Freshman) Information Questionnaire

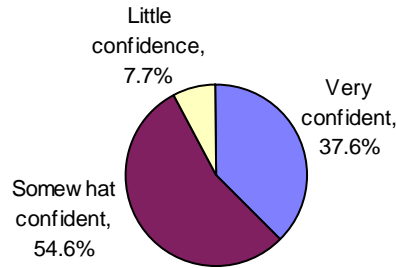
### What are your educational plans at UND?



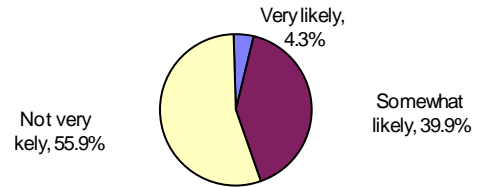
### Rate yourself in terms of each competence item (1=low, 5=high)

	2007	2008
Write clearly	3.7	3.9
Speak clearly	3.8	3.9
Make choices	4.2	4.3
Think critically/creatively	3.9	4.1
Computing skills	3.7	3.9
Familiarity with other cultures	3.0	3.1

**Taking an online, web-based course requires discipline, maturity and motivation. How confident are you in your ability to successfully complete an online course?**



### How likely are you to enroll in an online, web-based course?



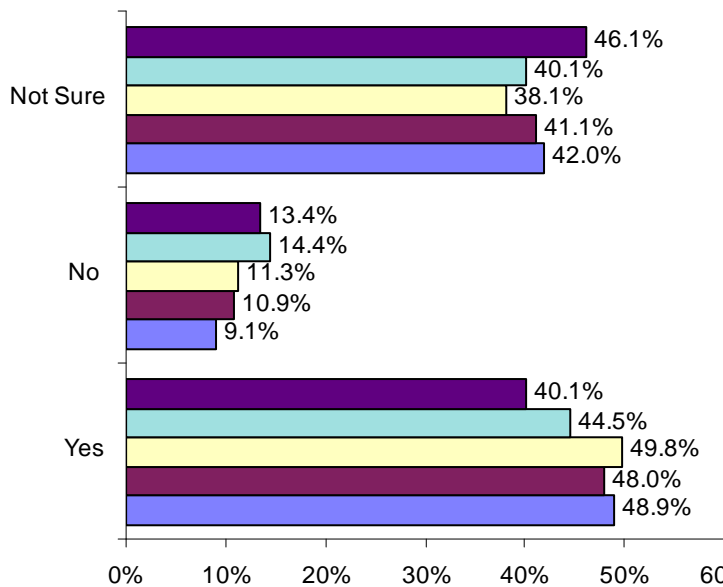
### How many other schools made scholarships offers to you?

	2004	2005	2007	2008
0	57.9%	55.9%	58.8%	52.0%
1	20.5%	20.2%	21.0%	22.0%
2	12.2%	13.7%	12.1%	13.8%
3	5.2%	4.3%	4.2%	6.1%
4+	4.2%	6.0%	3.8%	6.1%

### How important was receiving a scholarship in deciding to enroll at UND?

	2005	2007	2008
Very important	15.6%	14.0%	18.1%
Important	13.3%	15.0%	18.7%
Somewhat important	16.0%	12.4%	7.3%
Not a factor in decision to attend	25.4%	33.7%	34.2%
Did not receive a scholarship	29.6%	25.0%	21.7%

### After college, do you think there will be job opportunities for you in your area of interest in ND?



### After college, if an in-state job were available in your area of interest, would you want employment in ND?

