



The University of North Dakota Freshman

UND Freshmen vs. National **Fall 2004**

Office of Institutional Research

Becky Brady
Carmen Williams
Jean Chen

March 29, 2005

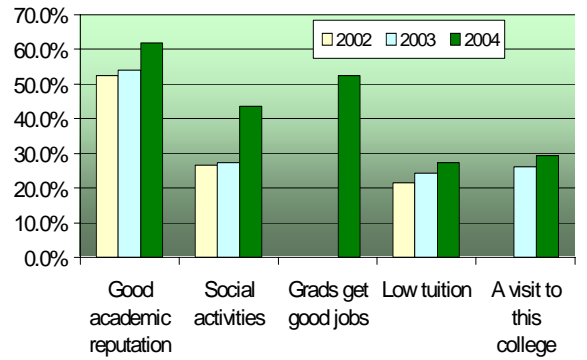
REASONS FOR ATTENDING COLLEGE and FOR SELECTING UND

Percent Indicating as Very Important

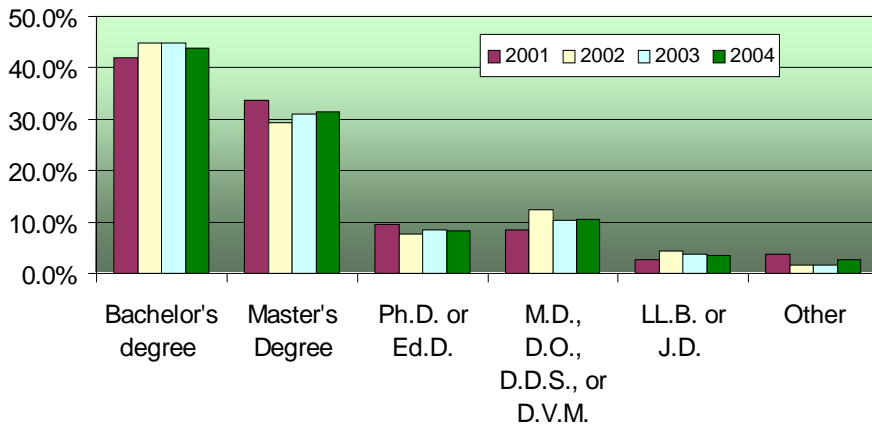
	2003		2004	
	Male	Female	Male	Female
Reasons for Attending College				
To get training for a specific career	76.8%	82.7%	77.6%	86.4%
To be able to get a better job	81.7%	79.3%	77.5%	75.8%
To be able to make more money	80.0%	70.7%	75.6%	72.5%
To learn more about things that interest me	70.2%	77.3%	67.6%	77.9%
Reasons for Selecting UND				
Good academic reputation	51.2%	57.0%	56.8%	68.0%
UND graduates get good jobs			49.9%	55.5%
Good reputation for its social activities	25.5%	29.3%	37.6%	50.9%
Low tuition	22.6%	26.0%	25.9%	29.3%
A visit to the campus	26.2%	26.2%	27.1%	32.0%
Offered financial assistance	14.7%	25.1%	15.7%	23.3%

TOP FIVE REASONS FOR ATTENDING UND

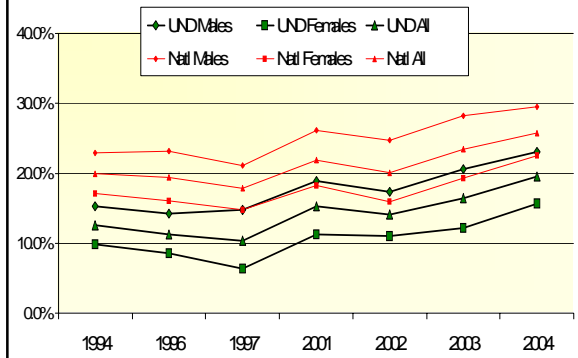
(All Beginning Freshmen)



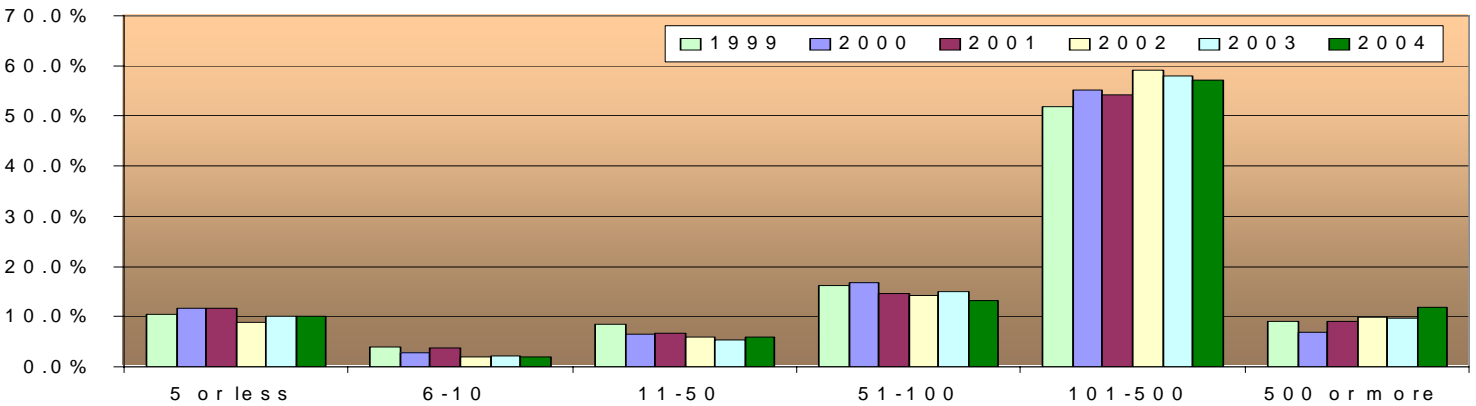
ASPIRATIONS TOWARDS ADVANCED DEGREES



DISCUSSED POLITICS



DISTANCE FROM CAMPUS (Miles)



CONCERN ABOUT ABILITY TO FINANCE COLLEGE

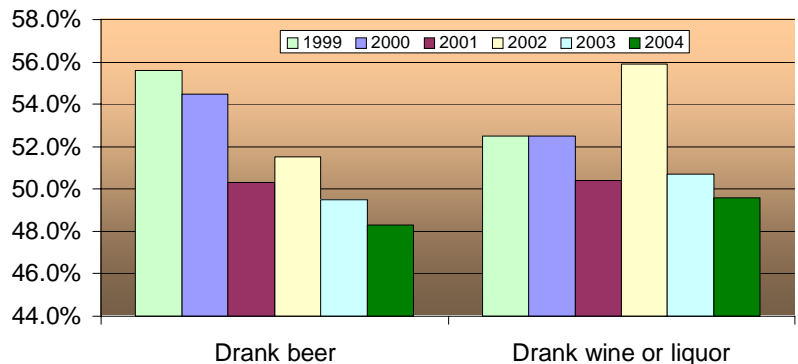
	2000	2001	2002	2003	2004
None	25.2%	28.2%	29.4%	28.2%	26.9%
Some concern	63.2%	60.6%	61.3%	62.6%	60.8%
Major concern	11.6%	11.2%	9.3%	9.2%	12.2%

MENTAL HEALTH RELATED RESULTS

	2002		2003		2004	
	UND	Natl	UND	Natl	UND	Natl
Feel Overwhelmed by all I have to do						
Male	10.1%	16.1%	8.8%	14.7%	8.6%	14.9%
Female	23.3%	36.0%	26.2%	35.1%	24.5%	34.6%
Felt Depressed						
Male	1.4%	5.3%	1.9%	5.1%	1.9%	4.9%
Female	3.7%	8.4%	3.7%	8.7%	4.3%	7.9%

*Percent reporting frequently only

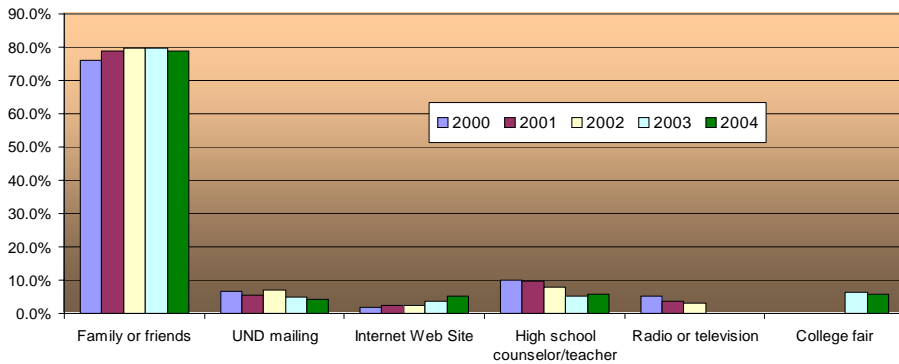
ALCOHOL RELATED ACTIVITIES



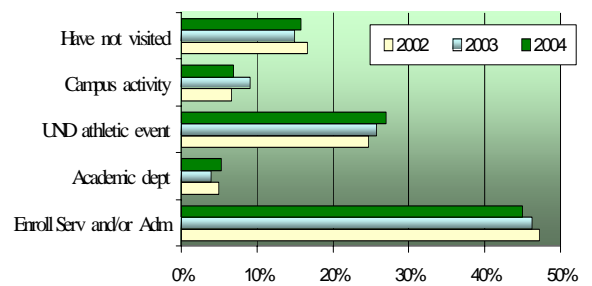
University of North Dakota

2004 CIRP Local Questions Results

How did you first hear of UND?



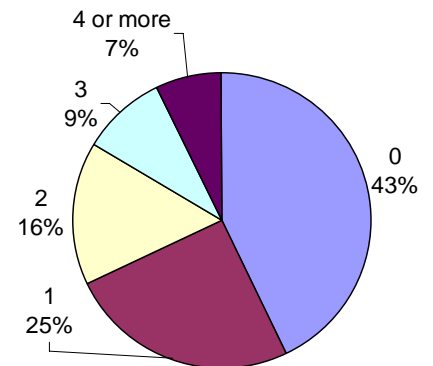
What UND offices/events have you visited/attended?



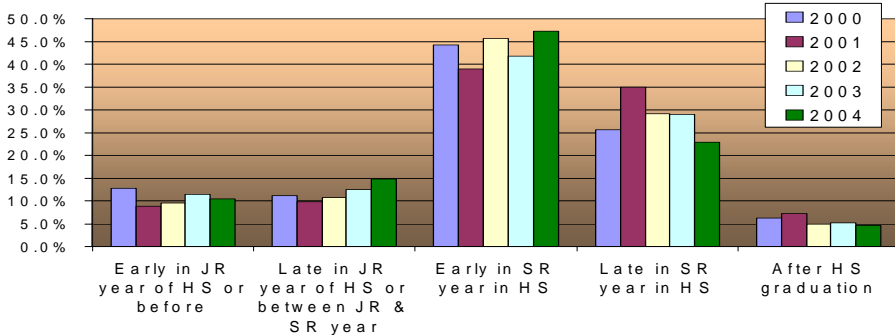
When did you first consider UND?

	2004	2003	2002
Freshman year or before	19%	19%	17%
Sophomore year	16%	15%	12%
Junior year	35%	35%	35%
Senior year	28%	29%	34%
After high school graduation	2%	2%	2%

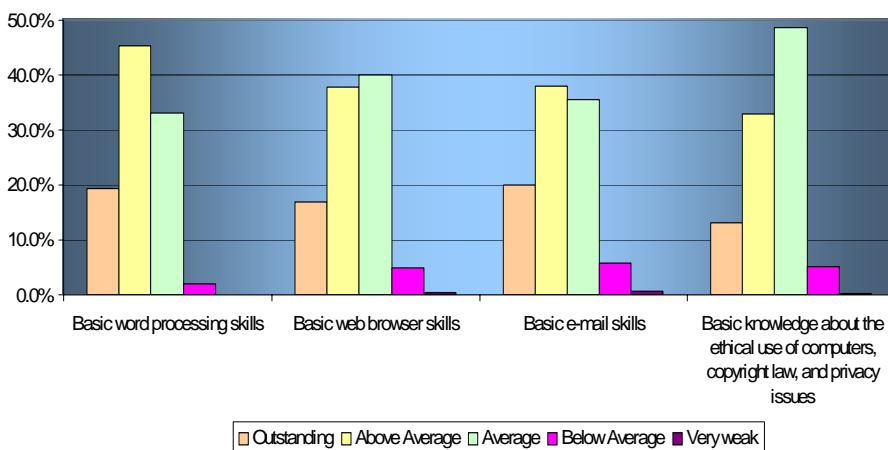
How many other schools did you visit when making your college decision?



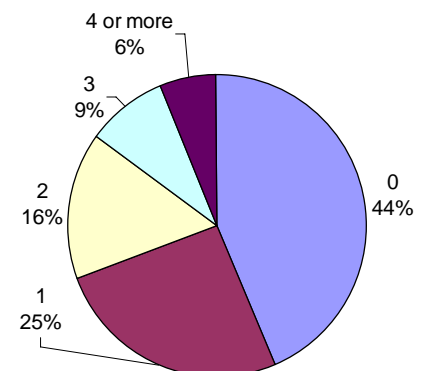
When did you finalize your decision to attend UND?



Compared to your high school classmates, please rate your basic computer skills in:



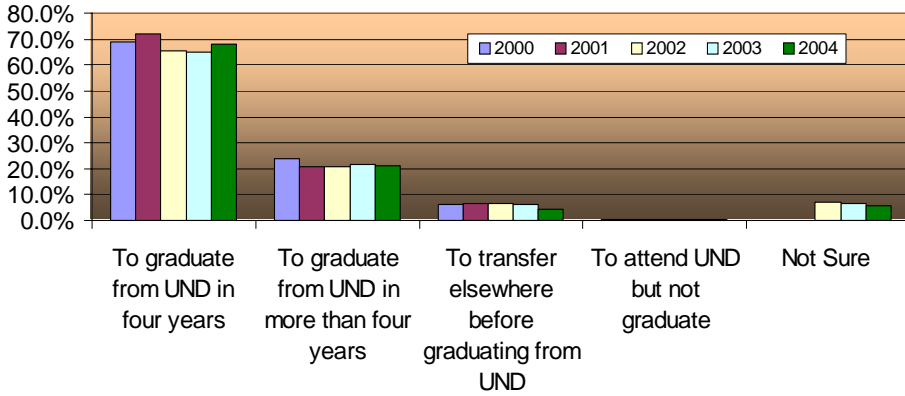
To how many other schools were you accepted?



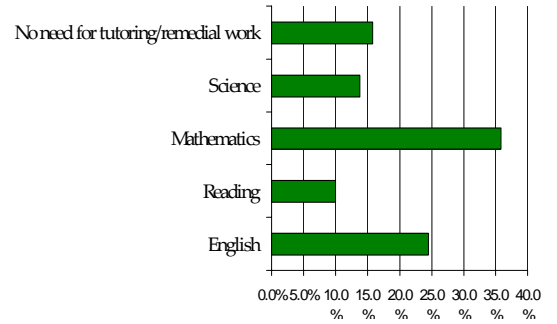
University of North Dakota

2004 CIRP Local Questions Results

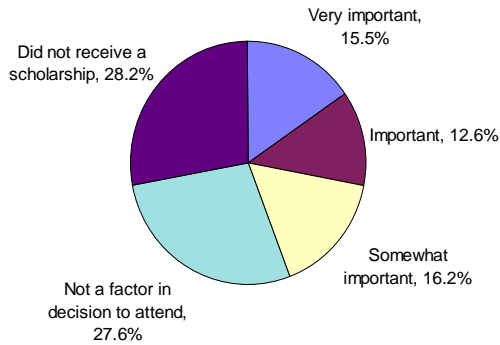
What are your educational plans at UND?



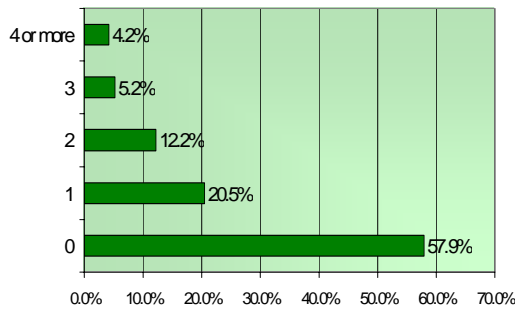
Of the following subjects, which one do you feel you have the greatest need for tutoring or remedial work?



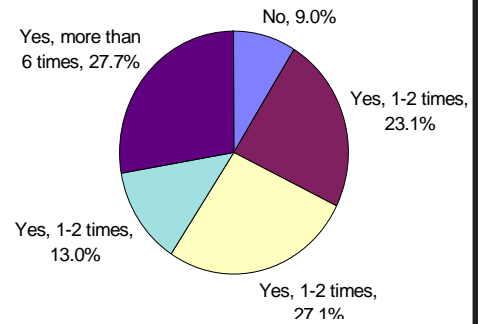
How important was receiving a scholarship in deciding to enroll at UND?



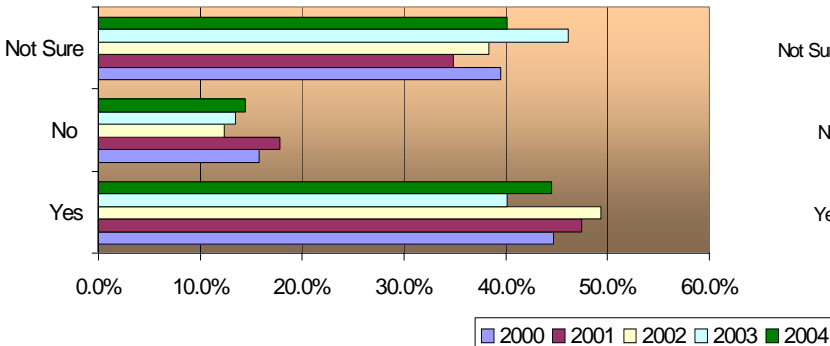
How many other schools made scholarship offers to you?



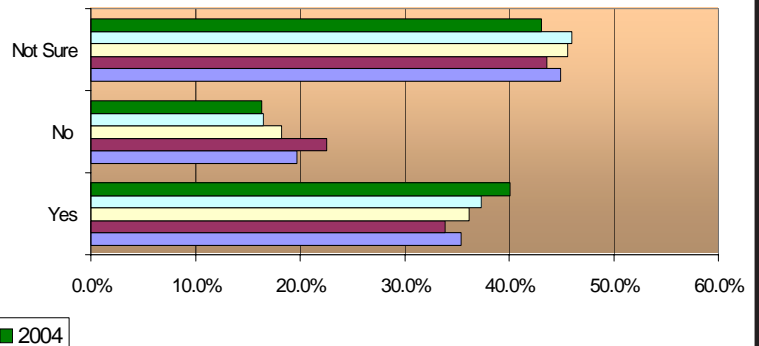
Did you access UND's Website to gain information regarding UND?



After college, do you think there will be job opportunities for you in your area of interest in ND?



After college, if an in-state job were available in your area of interest, would you want employment in ND?



EXECUTIVE SUMMARY

- The number of new freshmen enrolled at the University of North Dakota in the Fall Semester of 2004 totaled 2,169. While participating in “Getting Started” during the summer of 2004, 1,523 students (70.2%) completed the 41-item Cooperative Institutional Research Program (CIRP) New Freshmen survey along with the additional 17-item supplemental questions.
- Of the 1,523 respondents, 819 male students (53.8%) and 704 female students (46.2%) were represented. The majority of the respondents to the 2004 CIRP New Freshman Survey were eighteen years old (50.8%), white (96.5%), and graduated from high school in 2004 (97.2%).
- Close to half (48.8%) of UND new freshmen reported A+, A, or A- as their average grade in high school. This trend continues to be decreasing which is in direct contrast to the slight increases seen in the national percentages.
- The majority (85.2%) of UND new freshmen plan to live in a college dormitory. A large percentage of UND new freshmen report having some concern about their ability to finance their college education (60.8%).
- Compared to their national counterparts, UND freshmen appear to be less confident than their national counterparts in areas of Academic Ability (UND 67.8%; National 76.0%), Artistic Ability (UND 22.8%, National 30.3%), Creativity (UND 48.0%; National 55.0%), Mathematical Ability (UND 44.6%; National 51.6%), and Writing Ability (UND 39.9%; National 46.4%).
- Seventy-two percent of the UND new freshmen plan *to graduate from UND in four years*, 18.4% plan to *graduate from UND in more than four years*, while 3.6% plan to *transfer elsewhere before graduating from UND*.
- The top three objectives considered to be essential or very important for UND new freshmen were
 - *being very well off financially* (76.4% UND, 75.5% National),
 - *raising a family* (76.1% UND, 75.0% National),
 - *helping others who are in difficulty* (56.0% UND, 60.6% National).
- The top five reasons noted as very important in the 2004 UND new freshmen deciding to go to college were
 - *to get training for a specific career* (81.7% UND, 74.2% National),
 - *to be able to get a better job* (76.7% UND, 73.0% National),
 - *to be able to make more money* (74.0% UND, 71.3% National),
 - *to learn more about things that interest me* (72.5% UND, 77.6% National),
 - *to gain a general education and appreciation of ideas* (58.6% UND, 64.7% National).
- The top three reasons *influencing student’s decision to attend this particular college* were
 - *this college has a very good academic reputation* (62.0% UND, 58.8% National),
 - *this college’s graduates get good jobs* (UND 52.5%; National 49.6%),
 - *this college has a good reputation for its social activities* (43.7% UND, 30.6% National).
- Only 9% of the respondents did not access UND’s Website to gain information and 27.7% visited the website more than six times.
- Forty percent of the UND new freshmen would want employment in North Dakota after graduation, 17% would not, and 43% reported being unsure.