

The University of North Dakota Freshman

Cooperative Institutional Research Program

UND Freshmen vs. National Fall 2007



Office of Institutional Research

Carmen Williams

Sue Erickson

January 31, 2008

REASONS FOR ATTENDING COLLEGE and FOR SELECTING UND

| percent reporting "Very Important" | 2003 | | 2004 | | 2005 | | 2007 | |
|---|------|--------|------|--------|------|--------|------|--------|
| | Male | Female | Male | Female | Male | Female | Male | Female |
| Top Reasons for Selecting UND | | | | | | | | |
| Good academic reputation | 51% | 57% | 57% | 68% | 59% | 69% | 60% | 70% |
| UND graduates get good jobs | | | 50% | 56% | 53% | 63% | 52% | 56% |
| Good reputation for its social activities | 26% | 29% | 38% | 51% | 37% | 50% | 36% | 43% |
| Low tuition | 23% | 26% | 26% | 29% | 25% | 33% | 30% | 34% |
| Size of college | 20% | 27% | 18% | 31% | 22% | 34% | 24% | 35% |
| A visit to the campus | 26% | 26% | 27% | 32% | 28% | 32% | 28% | 30% |
| Offered financial assistance | 15% | 25% | 16% | 23% | 16% | 20% | 20% | 25% |

STUDENTS REPORT NEED OF SPECIAL TUTORING/REMEDIAL WORK

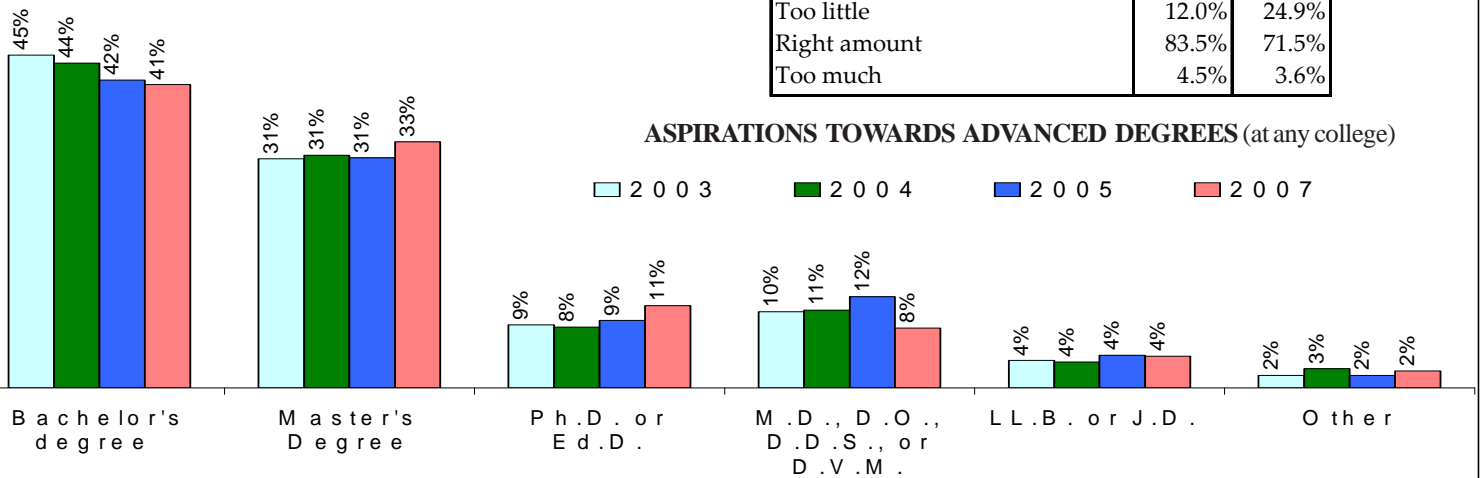
| | 2005 | | 2007 | |
|-------------|-------|-------|-------|-------|
| | UND | Natl | UND | Natl |
| English | 8.9% | 8.4% | 8.7% | 7.6% |
| Mathematics | 22.8% | 21.7% | 25.9% | 20.1% |
| Science | 11.9% | 10.5% | 13.8% | 10.0% |
| Writing | 11.1% | 10.6% | 10.6% | 9.4% |

PARENTAL INVOLVEMENT

How involved were your parents in the:

| | UND | Natl |
|--|-------|-------|
| Decision to go to college | | |
| Too little | 2.9% | 5.3% |
| Right amount | 93.1% | 85.5% |
| Too much | 4.1% | 9.2% |
| Decision to go to <u>this</u> college | | |
| Too little | 7.3% | 10.0% |
| Right amount | 87.9% | 80.6% |
| Too much | 4.8% | 9.4% |
| Choosing college courses | | |
| Too little | 12.0% | 24.9% |
| Right amount | 83.5% | 71.5% |
| Too much | 4.5% | 3.6% |

ASPIRATIONS TOWARDS ADVANCED DEGREES (at any college)



CONCERN ABOUT ABILITY TO FINANCE COLLEGE

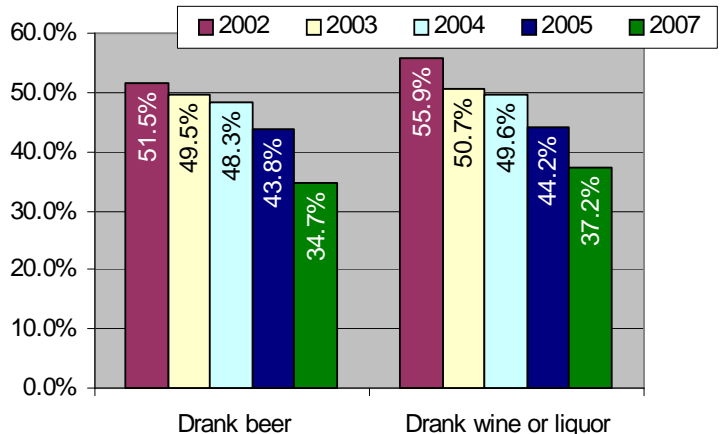
| | 2002 | 2003 | 2004 | 2005 | 2007 |
|---------------|------|------|------|------|------|
| None | 29% | 28% | 27% | 28% | 34% |
| Some concern | 61% | 63% | 61% | 62% | 57% |
| Major concern | 9% | 9% | 12% | 10% | 9% |

MENTAL HEALTH RELATED RESULTS

percent reporting "Frequently"

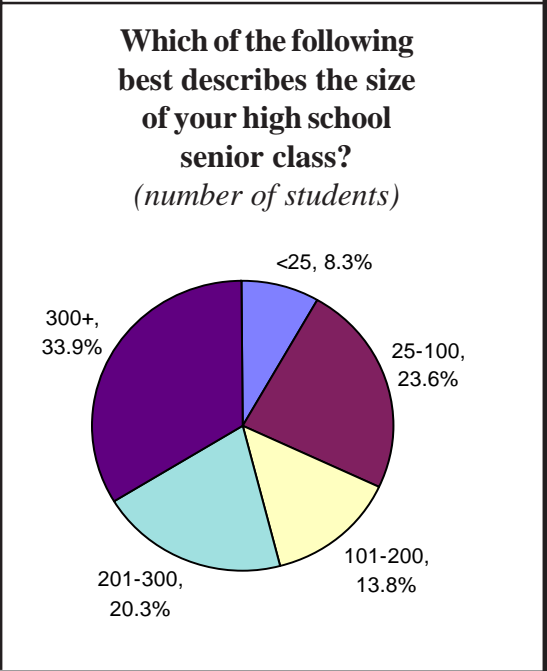
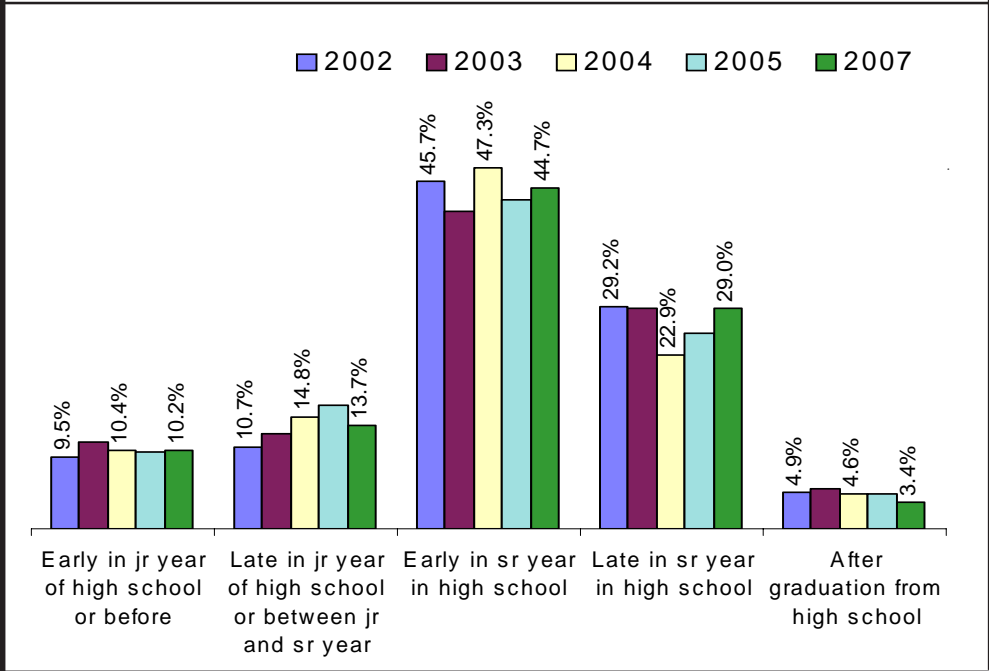
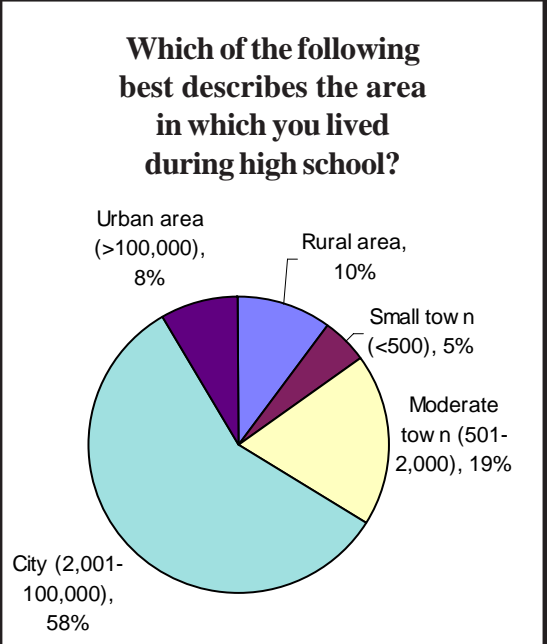
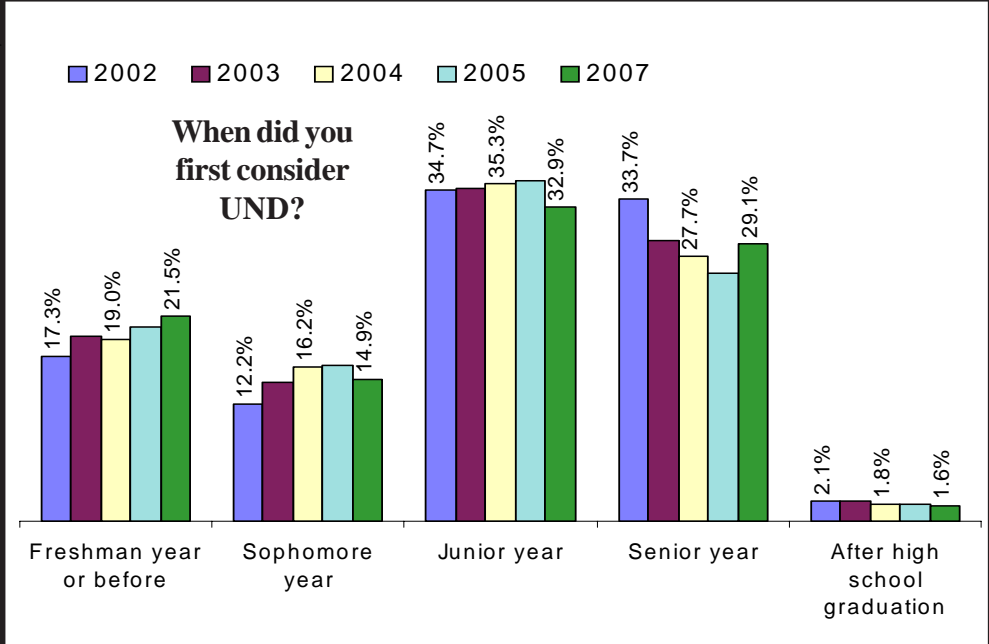
| | 2004 | | 2005 | | 2007 | |
|---|-------|-------|-------|-------|-------|-------|
| | UND | Natl | UND | Natl | UND | Natl |
| Feel Overwhelmed by all I have to do | | | | | | |
| Male | 8.6% | 14.9% | 8.6% | 15.0% | 9.2% | 14.6% |
| Female | 24.5% | 34.6% | 25.9% | 35.6% | 27.3% | 35.4% |
| Felt Depressed | | | | | | |
| Male | 1.9% | 4.9% | 1.6% | 4.9% | 1.7% | 4.0% |
| Female | 4.3% | 7.9% | 5.1% | 7.5% | 4.4% | 6.4% |

ALCOHOL RELATED ACTIVITIES



University of North Dakota

2007 CIRP Local Questions Results

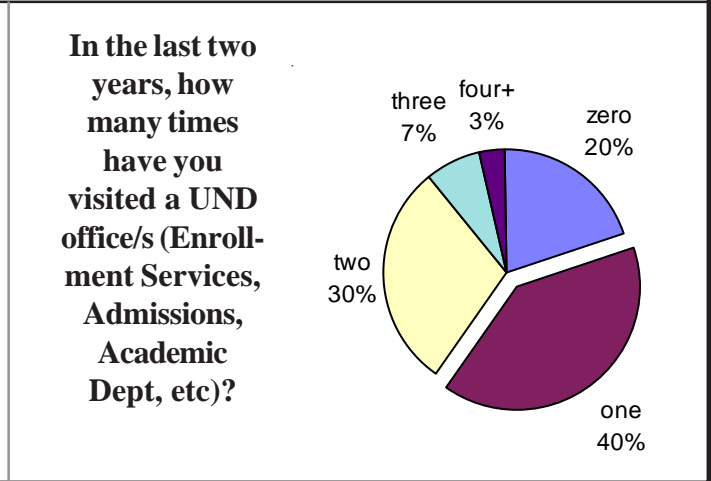


How many other schools did you visit when making your college decision?

| | 2004 | 2005 | 2007 |
|----|-------|-------|-------|
| 0 | 42.8% | 42.9% | 37.5% |
| 1 | 25.1% | 32.1% | 25.8% |
| 2 | 15.7% | 18.4% | 18.3% |
| 3 | 9.2% | 8.6% | 11.5% |
| 4+ | 7.3% | 7.1% | 6.9% |

To how many other schools were you accepted?

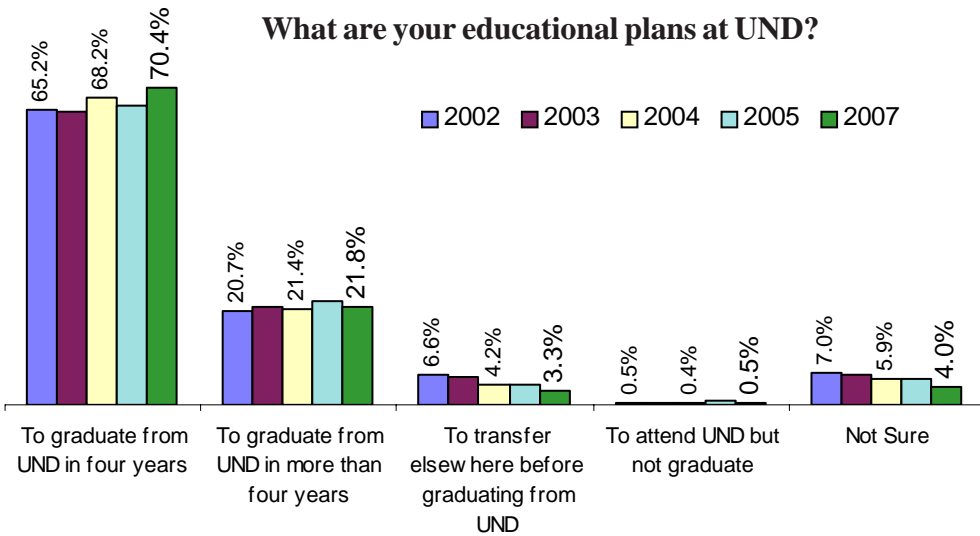
| | 2004 | 2005 | 2007 |
|----|-------|-------|-------|
| 0 | 43.6% | 45.4% | 41.7% |
| 1 | 25.4% | 24.1% | 26.6% |
| 2 | 15.8% | 16.3% | 15.6% |
| 3 | 9.0% | 8.2% | 8.8% |
| 4+ | 6.1% | 6.0% | 7.2% |



University of North Dakota

2007 CIRP Local Questions Results

What are your educational plans at UND?



Rate yourself in terms of each competence item (1=low, 5=high)

| Competence Item | 2007 |
|---------------------------------|------|
| Write clearly | 3.7 |
| Speak clearly | 3.8 |
| Make choices | 4.2 |
| Think critically/creatively | 3.9 |
| Computing skills | 3.7 |
| Familiarity with other cultures | 3.0 |

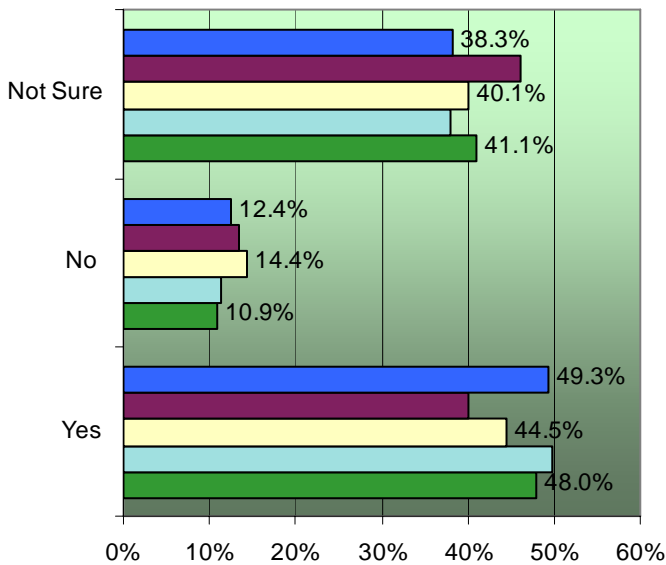
How many other schools made scholarships offers to you?

| | 2004 | 2005 | 2007 |
|----|-------|-------|-------|
| 0 | 57.9% | 55.9% | 58.8% |
| 1 | 20.5% | 20.2% | 21.0% |
| 2 | 12.2% | 13.7% | 12.1% |
| 3 | 5.2% | 4.3% | 4.2% |
| 4+ | 4.2% | 6.0% | 3.8% |

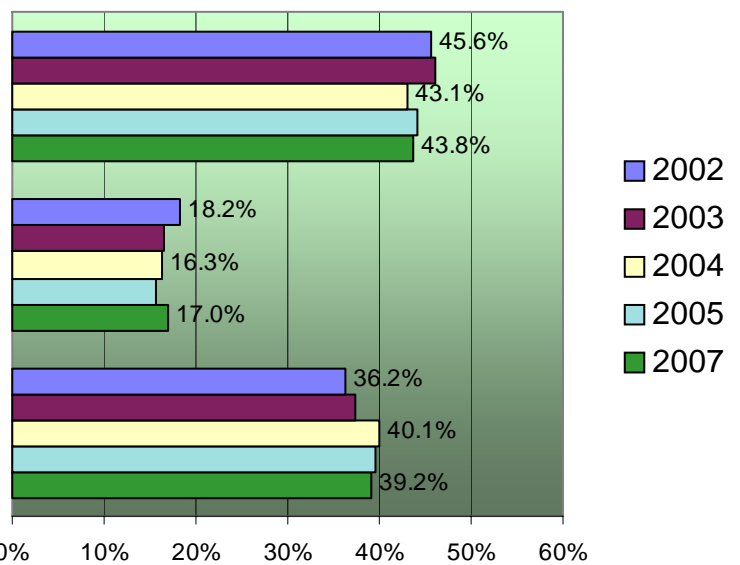
How important was receiving a scholarship in deciding to enroll at UND?

| | 2005 | 2007 |
|------------------------------------|-------|-------|
| Very important | 15.6% | 14.0% |
| Important | 13.3% | 15.0% |
| Somewhat important | 16.0% | 12.4% |
| Not a factor in decision to attend | 25.4% | 33.7% |
| Did not receive a scholarship | 29.6% | 25.0% |

After college, do you think there will be job opportunities for you in your area of interest in ND?



After college, if an in-state job were available in your area of interest, would you want employment in ND?



Executive Summary

- The number of new freshmen enrolled at the University of North Dakota in the Fall Semester of 2007 totaled 1,855. While participating in “Getting Started” during the summer of 2007, 1,125 students (60.6% of the total of the entering freshmen) completed the 42-item Cooperative Institutional Research Program (CIRP) national survey along with 18 supplemental UND questions.
- Of the 1,125 participants, 580 males (51.6%) and 545 females (48.4%) were represented. The majority of the UND respondents were 18-19 years old (98.0%), white (96.8%), graduated in 2007 (98.3%), and from a public school (92.3%).
- About two-thirds (67.1%) of UND’s new freshmen respondents stated that their permanent home was over 100 miles away from the university, in contrast to a smaller percentage (48.3%) of national freshmen. A large majority (85.8%) of UND freshmen respondents plan to live in the college dormitory, compared to 83.3% of national entering freshmen.
- A larger percentage (57.3%) of UND freshmen report having *some* concerns about their ability to finance their college education, than the national group (51.2%).
- UND freshmen report that their parent involvement was at the *right amount*; the UND freshmen’ rates were much higher than freshmen at the national level.
- Nearly half (48.4%) of the respondents report that their average high school grades were A-, A, or A+; nationally, 55.4% of the freshmen report “A” grades. When asked if any special tutoring/remedial work was needed, UND freshmen responded at the following rates: mathematics 25.9%, science 13.8%, writing 10.6%.
- The top five reasons noted as very important in the 2007 UND new freshmen deciding to attend UND were
 - *this college has a very good academic reputation* (UND 64.8%; National 66.8%),
 - *this college’s graduates get good jobs* (UND 53.5%; National 53.7%),
 - *this college has a good reputation for its social activities* (UND 38.9%; National 41.6%),
 - *the cost of attending this college* (UND 31.7%; National 36.2%),
 - *I wanted to go to a school about the size of this college* (UND 29.4%; National 29.0%).
- Nationally, students reported that Advanced Placement (AP) exams are much more common.
 - 48.0% of UND freshmen did not take the exam compared to 27.2% nationally
 - Of UND freshmen, 31.1% took 1-4 AP exams, compared to 48.1% nationally
 - Of the students taking more than four AP exams, only 2.2% of UND freshmen participated, compared to 20.9% nationally
- 46.3% of UND freshmen report spending between 1-5 hours per week on online social networks such as MySpace and FaceBook, compared to 50.6% nationally.
- More than two-thirds (70.4%) of UND freshmen plan to graduate from UND in four years, 21.8% plan to graduate from UND in more than four years.
- 39.2% of the freshmen reported that they would want employment in North Dakota if a job was available in their area of interest, 17.0% would not, and 43.8% were unsure.