

A photograph of a graduation ceremony at the University of North Dakota. The stage is decorated with several colorful banners. Graduates in black gowns and caps are walking across the stage. A large audience of graduates and guests is seated in the foreground.

University of North Dakota

Graduating Student Survey

Spring 2004

Institutional Report

Jean Chen

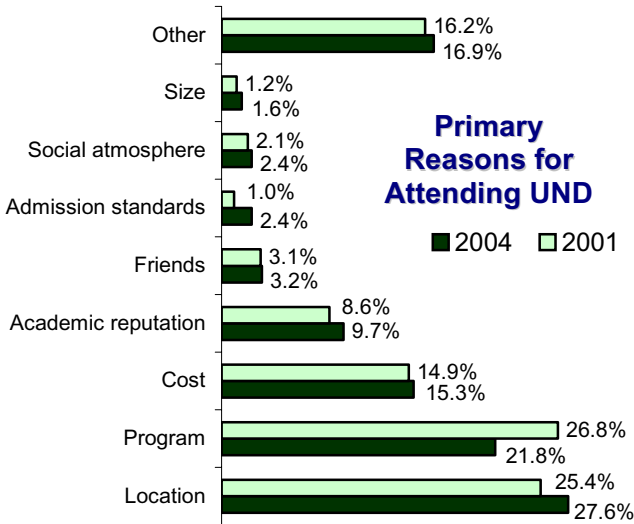
Carmen Williams

Lei Liu

Office of Institutional Research

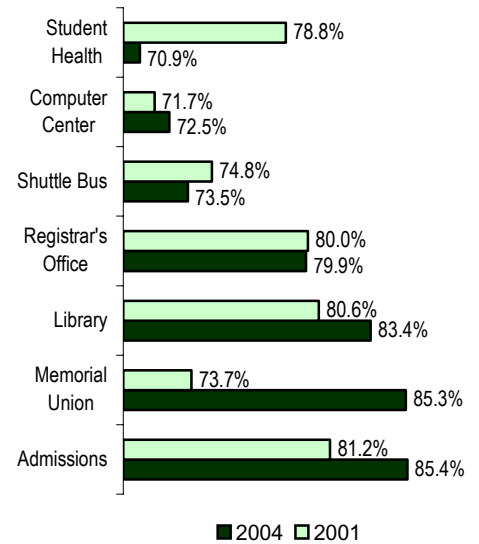
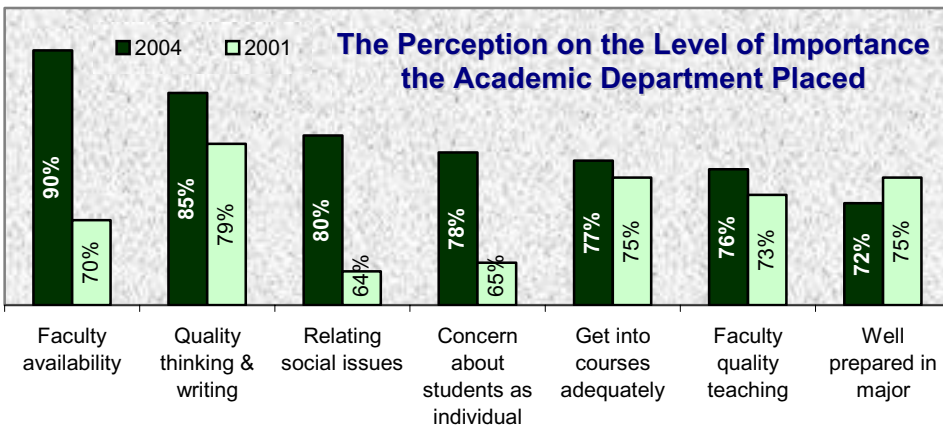
October 6, 2004

2004 Graduating Student Survey



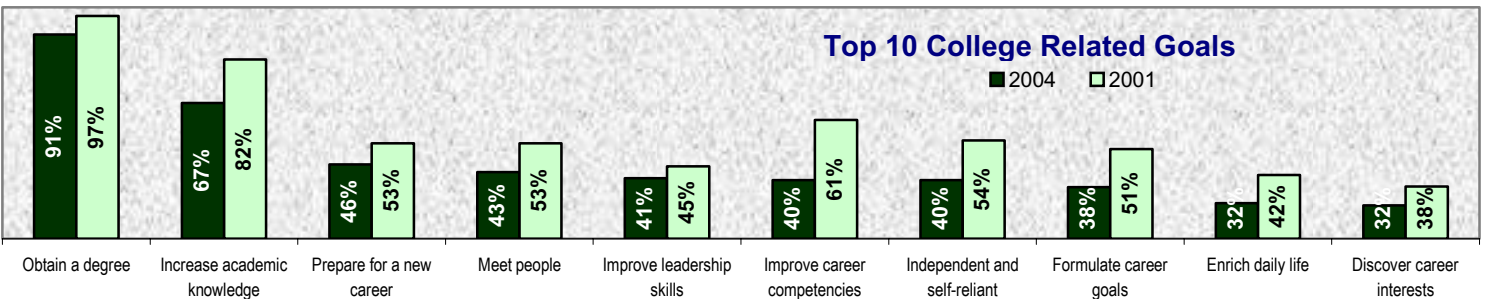
Level of Satisfaction on 21 Items	All	Female	Male
Overall academic experience	88%	92%	84%
Level of interaction with other UND students	87%	86%	89%
Quality of program in major	85%	90%	78%
Overall social experience	84%	81%	87%
Helpfulness of faculty in major	84%	84%	84%
Challenge of courses in your major	84%	89%	80%
Out-of-class availability of instructors	80%	80%	80%
Selection of courses in general requirements	72%	83%	58%
Variety of courses in your major	72%	74%	69%
Attitude of non-teaching staff toward students	70%	73%	66%
Opportunities for campus activities	67%	66%	69%
Level of interaction with faculty outside of class	65%	67%	63%
Classroom equipment/facilities	65%	71%	69%
Racial harmony	65%	64%	66%
Personal security/safety on campus	62%	56%	71%
Academic advising in your major	62%	57%	67%
Campus newspaper	59%	61%	56%
Career advising in your major	40%	39%	42%
Housing regulations	37%	40%	33%
Student government	35%	43%	25%
Student activity fees are used	20%	20%	20%

56% female & 44% male; 63% are 23 or younger; 89% are White; 78% are receiving a Bachelor's degree & 22% are receiving an advanced degree; 38% plan to pursue an additional degree



■ Overall social experience satisfaction 84% (2004) 79% (2001)
■ Overall academic experience satisfaction 89% (2004) 85% (2001)
■ Overall satisfaction on UND experience 87% (2004) 85% (2001)

Seven Most Satisfied Services



Top Seven Personal Growth Areas

1. Learning on your own (61%)
2. Defining/solving problems (58%)
3. Working independently (56%)
4. Understanding written information (53%)
5. Making informed choices (53%)
6. Planning & carrying out projects (53%)
7. Writing effectively (50%)

- 75% would attend UND again
- 69% would choose to graduate with the same major
- 85% are satisfied with the quality of program in major
- 84% are satisfied with overall social experience
- 84% are satisfied with the helpfulness of faculty in major
- 80% are satisfied with out-of-class availability of instructors

Executive Summary

On April 19, 2004, a cover letter from the Office of Institutional Research with the information about the Graduating Student Survey (GSS) hosting website, the GSS instrument, and a specific password was electronically mailed to 500 sampled students' reported email box whom had indicated plans to graduate in May 2004. Five follow-up email and postcard reminders were sent subsequently. At the end of the data collection period (May 19, 2004), 127 students had returned completed questionnaires. The net response rate is 26.3%. This is the first time this survey has been administered electronically. The results were analyzed and compared to the results from three previous studies.

1. Demographic Information

- ‡ Females comprised nearly 56% of the respondents.
- ‡ 78% were receiving a Bachelor's degree and 22% a graduate or professional degree.
- ‡ 61% were in the 22 to 24 year-old ranges and 87% were not married.
- ‡ 89% were white, 8% Native American, and 3% were other ethnic origins.
- ‡ 56% graduated from high schools in North Dakota.

2. Surveys Findings

- ‡ Nine out of 11 primary reasons for attending UND are ranked as: location, type of program available, cost, academic reputation, to be with friends, social atmosphere, admission standards, size, and others.
- ‡ The top 5 of the 15 college related goals are ranked as:
 1. To obtain a degree
 2. To increase my knowledge and understanding in an academic field
 3. To prepare for a new career
 4. To meet people
 5. To improve my leadership skills
- ‡ Regarding the completion of any courses using an experiential learning method, 24% had taken an internship, 8% a clinical experience, 10% co-op education, 9% student teaching, and 8% indicated other forms of experiential experiences, while 41% did not report any experiential learning experience.
- ‡ The top 5 of the 21 items regarding the experience at UND ranked by the level of satisfaction are:
 1. Overall academic experience
 2. Level of interaction with other UND students
 3. Quality of program in major
 4. Overall social experience
 5. Helpfulness of faculty in major
- ‡ The top 5 of the 7 items regarding the level of importance within the academic department are:
 1. Concern about having faculty members available to students
 2. Encouragement of high quality thinking and writing
 3. Concern for relating the subject matter to import social issues
 4. Concern about students as individual
 5. Adequate opportunity for students to get into courses
- ‡ The top 5 of the 26 items that UND education has contributed to student's personal growth are identified:
 1. Learning on your own
 2. Defining and solving problems
 3. Working independently
 4. Understanding written information
 5. Making informed choices
- ‡ The top 5 of the 25 offices in the UND campus evaluated by the level of satisfaction are: Admissions, Student Memorial Union, Library, Registrar's Office, and Campus Shuttle Bus.
- ‡ 76% indicated their job is closely related to their major.
- ‡ 59% think there are job opportunities in North Dakota in their major area of study.
- ‡ 51% would be willing to accept employment in North Dakota.
- ‡ 75% would attend UND again if they had the opportunity to choose over again.
- ‡ 69% would choose to graduate with the same major.
- ‡ 87% are satisfied with their experiences at UND.