



2

UNIVERSITY OF UND NORTH DAKOTA

Sophomore Satisfaction Survey

0

0

Jean Chen
Carmen Williams
Zhangmin Liu

5

Office of Institutional Research

May 16, 2005

UND 2005 Sophomore Satisfaction Survey

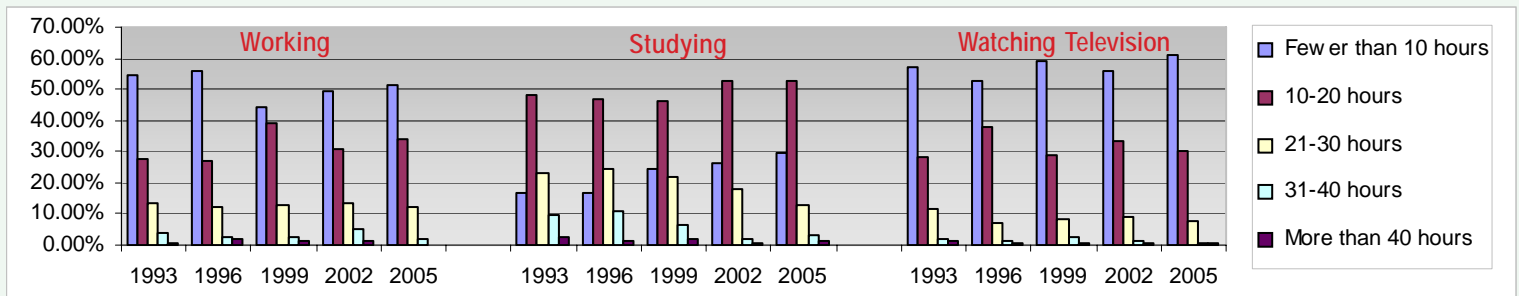
UND has contributed very much to your personal growth in

	1993	1996	1999	2002	2005
Learning on your own	60%	57%	61%	60%	61%
Organizing your time effectively	48%	48%	45%	45%	51%
Working independently	46%	54%	51%	50%	51%
Making informed choices	NA	43%	48%	46%	47%
Planning and carrying out projects	22%	31%	31%	31%	42%
Defining and solving problems	37%	33%	37%	30%	42%
Following directions	NA	31%	37%	33%	39%
Persisting at difficult tasks	27%	34%	36%	30%	39%
Using the library	36%	42%	40%	31%	39%
Writing effectively	28%	38%	45%	35%	39%
Making assumptions, inferences, conclusions	25%	29%	35%	26%	38%
Understanding, applying scientific principles	26%	28%	29%	20%	37%
Approaching problems creatively	22%	36%	34%	26%	36%
Working cooperatively in a group	36%	34%	34%	31%	36%
Understanding written information	32%	31%	34%	27%	36%
Conducting research	17%	25%	27%	27%	35%
Caring for your own physical and mental health	28%	28%	27%	25%	35%
Understanding how choices are made, evaluated	22%	22%	29%	25%	35%
Leading/guiding others	25%	31%	33%	24%	33%
Recognizing rights, responsibilities, privileges	33%	24%	21%	21%	33%
Contributing to the well-being of others	29%	28%	28%	21%	32%
Acquiring a global perspective	46%	21%	18%	14%	30%
Speaking effectively	28%	32%	39%	21%	29%
Understanding and appreciating the arts	29%	26%	23%	17%	29%
Understanding, applying math in daily activities	26%	19%	15%	12%	24%
Understanding diverse cultures	29%	22%	20%	11%	22%

You have been very satisfied or satisfied with UND at

	1993	1996	1999	2002	2005
Challenge of courses in your major	79%	88%	85%	83%	83%
Quality of program in major	73%	78%	83%	81%	81%
Level of interaction w/ UND students	84%	86%	88%	83%	79%
Overall academic experience	76%	79%	87%	79%	78%
Variety of courses in your major	66%	74%	76%	78%	76%
Helpfulness of faculty in your major	65%	68%	75%	75%	75%
Campus newspaper	45%	53%	71%	66%	75%
Classroom equipment & facilities	68%	62%	76%	72%	75%
Overall social experience	74%	81%	82%	79%	74%
Involvement in campus activities	54%	71%	77%	65%	70%
Security/safety on campus	58%	65%	77%	68%	70%
Courses selection for requirement	65%	70%	72%	72%	68%
Racial harmony	42%	48%	67%	60%	64%
Attitude of nonteaching staff	44%	57%	66%	55%	64%
Academic advising in your major	50%	58%	58%	57%	62%
Out-of-class availability of instructors	NA	62%	70%	63%	62%
Career advising in your major	41%	44%	48%	51%	56%
Student government	24%	40%	51%	45%	52%
Housing regulations	NA	32%	48%	37%	45%
Interaction w/ faculty outside of class	33%	38%	49%	45%	42%
Student activity fees are used	23%	31%	45%	32%	36%

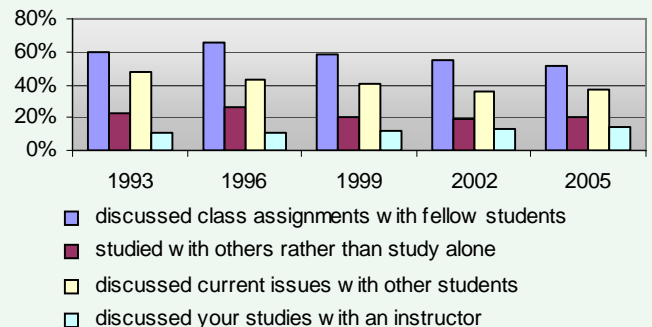
Number of hours per week spent on working, studying, and watching television



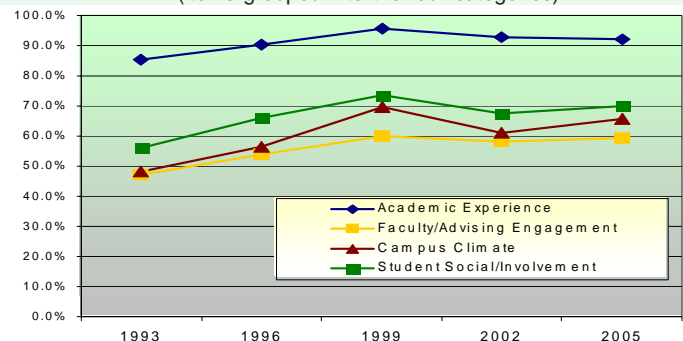
Indicate your college-related goals

	1993	1996	1999	2002	2005
To obtain a degree	99%	99%	99%	97%	100%
To increase knowledge in an academic field	91%	94%	91%	92%	98%
To formula long-term career plans/goals	79%	80%	74%	72%	96%
To be independent, self-reliant and adaptable	82%	78%	78%	71%	95%
To improve knowledge for job/career	72%	80%	77%	79%	94%
To meet people	82%	86%	86%	77%	90%
To prepare for a new career	65%	70%	63%	71%	90%
To enrich my life	68%	73%	69%	65%	89%
To discover career interests	61%	65%	66%	61%	88%
To improve my leadership skills	69%	75%	71%	68%	83%
To increase my self-confidence	66%	68%	68%	55%	82%
To increase chances for a raise/promotion	51%	50%	46%	52%	81%
To improve my ability to get along with others	58%	61%	55%	49%	76%
To become more aware of diverse cultures	41%	52%	50%	41%	72%
To involve in student life/campus activities	45%	52%	52%	38%	66%
To participate in cultural/social events	40%	47%	42%	32%	64%

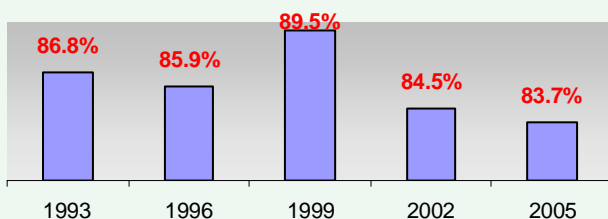
You have done very often or frequently with



Level of Satisfaction Very Satisfied or Satisfied (items grouped into the four categories)



In general, you are very satisfied or satisfied with UND



EXECUTIVE SUMMARY

- Five hundred and eight sophomore students received an invitation electronically to participate the 2005 Sophomore Satisfaction Survey in the spring of 2005. An overall 48% net response rate was attained. Of the 216 respondents, 46.0% were men and 54.0% were women.
- The majority of the respondents were white (97.6%), 20 years or younger in age (87.7%), unmarried (97.1%), and live in the residence halls/apartments (40.0%). Nearly forty-eight percent (47.9%) of the sophomore respondents were from North Dakota, 31.3% from Minnesota, and 20.8% from other states/countries.
- One hundred percent of the sophomores surveyed indicate their top college-related goal as being “To obtain a degree.” It is followed by “To increase my knowledge and understanding in an academic field” (98.1%).
- Ninety-one percent of the respondents intended to graduate from UND.
- Nearly 86 percent of the respondents worked 20 hours or less per week, 12.4% worked between 21 and 30 hours and 2.0% worked more than 31 hours weekly. Eighty-two percent of the respondents studied 20 or less hours per week while 13.0% studied 21 to 30 hours and 5.0% studied 31 or more hours weekly. The majority (91.0%) of the respondents spent fewer than 20 hours per week watching television.
- Nearly 52% of the respondents discussed class assignments frequently or very often with fellow students while only 15% of the respondents did so with their instructors.
- Ninety-eight percent of the respondents indicated that lecturing was the major teaching method they received at UND. Nearly thirty-two percent of the respondents received computer-assisted learning frequently or very often. Sixteen percent of the respondents never used the library for research.
- Over 50% indicated that their instructors place much or great importance on “Encouragement of high quality thinking and writing” (61.3%), “Concern about faculty being available to students” (57.8%), and “Concern that students are well prepared in their major” (55.3%).
- “Learning on own”, “Organizing time effectively”, “Working Independently”, “Making informed choices”, and “Planning and carrying out projects” are the top five areas of students’ personal growth reported as being impacted by experiences at UND.
- Bookstore, Admissions, Library, Memorial Union, and Registrar’s Office were the five most used offices on campus. Memorial Union, Library, Campus Shuttle Bus, Student Health, and Recreational and Intramural Program were the five offices rated with highest satisfaction.
- Overall, 83.7% of the sophomores surveyed indicated that they were satisfied or very satisfied with their experience at UND.