

2006-2007

Transfer Student Survey

Carmen Williams

Melissa Ficek

Jean Chen

**Office of Institutional Research
University of North Dakota**

March 6, 2007

2006-2007 Transfer Student Survey

March 6, 2007

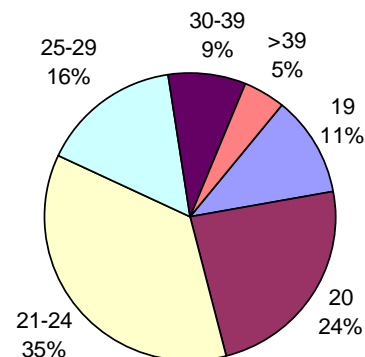
The 2006-2007 Transfer Student Survey was undertaken for the UND Transfer Student Task Force and funded through the UND Enrollment Management Team. This is a first-time administration of this particular questionnaire. The purpose of the Transfer Student Survey is to better identify and assess the strengths and shortcomings of the UND transfer process. The survey was sent out to 538 transfer students who were new for fall 2006 and were determined to have registered for spring 2007. Of this number, 216 students responded to the survey and 13 surveys were returned due to bad addresses. This represents a 41% response rate. A total of three mailings went out to try to obtain a satisfactory response and generalizable results. A copy of the survey is available in this report (Appendix A). The University of North Dakota Institutional Review Board has approved this study (Project Number: IRB-200612-169).

This report describes some of the demographics of the students, their considerations when choosing an institution, and some expectations of their first semester at UND. The instrument also asked about their educational plans at UND, and gave students an opportunity to provide some general comments (Appendix B) about what might have improved their transfer experience.

Females (52%) responded to this survey at a higher response rate than the males (48%). While females made up the higher number of responses, the overall 2006 new transfer population is made up of a greater percentage of males (56% males and 44% females).

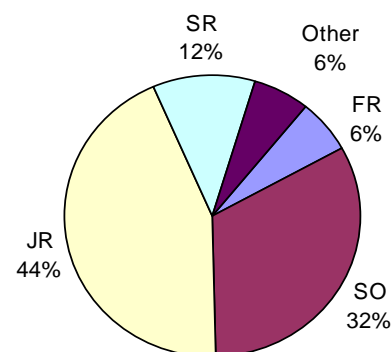
Age of respondents

While the majority of the respondents were between 19-24 (71%) a number of the transfer students were older than 24 (29%).



Student Classification and Enrollment Status

Most of the students were full-time (86%) as compared to part-time (14%), and juniors made up the majority of the academic level of the respondents.



Transfer Credit

130 of the students transferred semester credits to UND. The reported average number of incoming semester credits was 69.4. The minimum incoming number of credits was reported at 15 and the reported maximum was 200. Six students transferred in quarter credits. The reported average number of incoming quarter credits was 87.

Students were asked about their **parent's highest level of formal education**. The results were similar when comparing the mother's and father's level of formal education.

| What is the highest level of formal education obtained by your mother? | | | | |
|---|------------------|----------------|-----------------------------|---------------------------|
| Mom's ed | Frequency | Percent | Cumulative Frequency | Cumulative Percent |
| Grammar school or less | 4 | 1.85 | 4 | 1.85 |
| Some HS | 5 | 2.31 | 9 | 4.17 |
| HS graduate | 43 | 19.91 | 52 | 24.07 |
| Some college | 53 | 24.54 | 105 | 48.61 |
| Associate degree | 23 | 10.65 | 128 | 59.26 |
| Bachelors degree | 63 | 29.17 | 191 | 88.43 |
| Some graduate school | 3 | 1.39 | 194 | 89.81 |
| Graduate degree | 21 | 9.72 | 215 | 99.54 |
| No Response | 1 | 0.46 | 216 | 100 |

| What is the highest level of formal education obtained by your father? | | | | |
|---|------------------|----------------|-----------------------------|---------------------------|
| Dad's ed | Frequency | Percent | Cumulative Frequency | Cumulative Percent |
| Grammar school or less | 6 | 2.78 | 6 | 2.78 |
| Some HS | 6 | 2.78 | 12 | 5.56 |
| HS graduate | 40 | 18.52 | 52 | 24.07 |
| Some college | 46 | 21.3 | 98 | 45.37 |
| Associate degree | 26 | 12.04 | 124 | 57.41 |
| Bachelors degree | 53 | 24.54 | 177 | 81.94 |
| Some graduate school | 6 | 2.78 | 183 | 84.72 |
| Graduate degree | 32 | 14.81 | 215 | 99.54 |
| No Response | 1 | 0.46 | 216 | 100 |

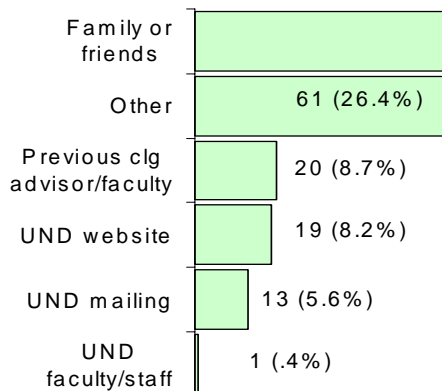
On average, the respondents reported that their mother had a slightly lower average educational level (4.82) compared to the father's educational level (4.97).

Students were asked “*When you started college, did you plan to transfer to another college?*” Of the respondents, 53% responded “Yes” and 47% responded “No”. Students were asked where UND fell, as a choice, when considering transferring. 70% said UND was their first choice.

| Of the schools you considered for transfer, was UND your first, second, third, or other choice? | | | | |
|--|------------------|----------------|-----------------------------|---------------------------|
| choice | Frequency | Percent | Cumulative Frequency | Cumulative Percent |
| First choice | 152 | 70.37 | 152 | 70.37 |
| Second choice | 36 | 16.67 | 188 | 87.04 |
| Third choice | 6 | 2.78 | 194 | 89.81 |
| Other choice | 19 | 8.8 | 213 | 98.61 |
| No Response | 3 | 1.39 | 216 | 100 |

The transfer student respondents represent a broad number of majors. These majors were categorized into **program areas**. The largest number of transfer student respondents entered into various health science areas. The below table reports the program areas that the respondents indicated entering into:

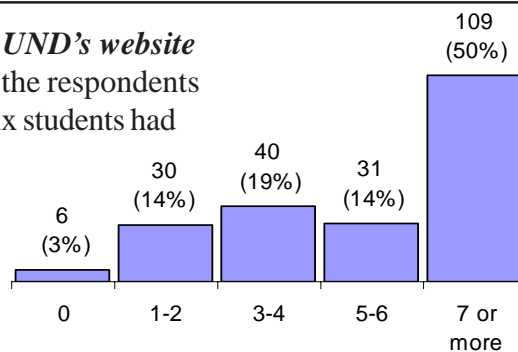
| Program Area | Frequency | Percent | Cumulative Frequency | Cumulative Percent |
|-----------------------|-----------|---------|----------------------|--------------------|
| Nurs/OT/PT/MedTc | 49 | 22.69 | 49 | 22.69 |
| Engineering | 34 | 15.74 | 83 | 38.43 |
| Aviation | 31 | 14.35 | 114 | 52.78 |
| Business | 29 | 13.43 | 143 | 66.2 |
| Education | 10 | 4.63 | 153 | 70.83 |
| Hist/Psci/Soc/SSci | 10 | 4.63 | 163 | 75.46 |
| Undcd/NonDegr/General | 9 | 4.17 | 172 | 79.63 |
| Biol/Bot | 8 | 3.7 | 180 | 83.33 |
| PAdmin/SWK | 7 | 3.24 | 187 | 86.57 |
| CJS | 6 | 2.78 | 193 | 89.35 |
| Engl/Comm | 6 | 2.78 | 199 | 92.13 |
| Psychology | 5 | 2.31 | 204 | 94.44 |
| Other | 5 | 2.31 | 209 | 96.76 |
| Geol/Chem | 3 | 1.39 | 212 | 98.15 |
| TA/FAVA | 2 | 0.93 | 214 | 99.07 |
| No Response | 1 | 0.46 | 215 | 99.54 |
| IT/Engr Tech | 1 | 0.46 | 216 | 100 |



The transfer students were asked about how they **first heard about UND**. Family and friends (51%) was the highest response, followed by “other” (26%).

(includes multiple responses)

When asked “*How many times did you access UND’s website to gain information regarding UND?*” 50% of the respondents had accessed the website seven or more times, six students had never accessed the site.



When deciding to attend UND, how important were the following:

Knowing what credits transfer was the highest **item of importance** for the transfer students. This was followed by *Academic reputation* and *Cost of attending*. The item that was the least important in the decision was the *Faculty or advisor(s) at prior college*.

| Factor | Responses | Mean |
|--------------------------------|-----------|------|
| Transfer credit eval | 203 | 2.70 |
| Academic reputation | 207 | 2.61 |
| Cost of attending | 202 | 2.51 |
| Graduates at UND get good jobs | 203 | 2.37 |
| Financial assistance offered | 193 | 2.25 |
| Website information | 206 | 2.02 |
| Size of university | 205 | 1.98 |
| Faculty/advisor at UND | 199 | 1.93 |
| Desire to live near home | 190 | 1.91 |
| Campus visit | 182 | 1.84 |
| Social activities | 208 | 1.82 |
| Relatives | 196 | 1.69 |
| Faculty/advisor at prior clg | 189 | 1.47 |

1=non important 2=somewhat important 3=very important

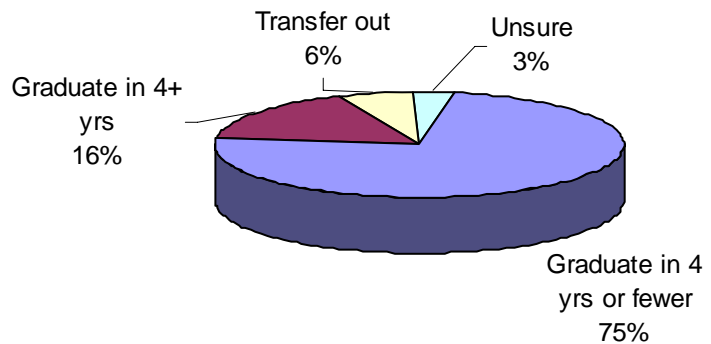
Students were asked whether UND has met or exceeded their **expectations**. On a scale of 1 to 3, *Friendliness* (2.31), *Facilities* (2.29), and *Academic reputation* (2.23) topped the list. *Financial assistance offered* (1.86) was the least met expectation.

Since you have become a UND student, please indicate whether UND met or exceeded your expectations in the following areas:

| Factor | Responses | Mean |
|--------------------------------------|-----------|------|
| Friendliness | 209 | 2.31 |
| Facilities | 195 | 2.29 |
| Academic reputation | 207 | 2.23 |
| Faculty/advisor at UND | 205 | 2.20 |
| Size of university | 190 | 2.18 |
| Orientation | 148 | 2.07 |
| Social activities | 166 | 2.05 |
| Cost of attending | 200 | 2.04 |
| Transfer credit eval | 205 | 2.03 |
| Admissions materials and/or contacts | 208 | 2.00 |
| Financial assistance offered | 176 | 1.86 |

1=did not meet my expectations
2=met my expectations
3=exceeded by expectations

When asked about their **educational plans** at UND, the majority of the students (75%) plan on graduating (from UND) in four years or fewer. Nine percent plan to *transfer out* or are *unsure* of their plans.



2006-2007 TRANSFER STUDENT SURVEY

The University of North Dakota Institutional Review Board has approved this study (Project Number: IRB-200612-169). Please return the completed survey to Office of Institutional Research, University of North Dakota, Box 7106, Grand Forks, ND 58202-7106 or fax it to 701-777-2494. The survey data will be kept confidential and anonymous. It will be analyzed by demographic variables and studied in group form.

1. What is your gender?
 1) Male 2) Female

2. What is your age?
 1) 18 5) 25-29
 2) 19 6) 30-39
 3) 20 7) 40-54
 4) 21-24 8) 55 or older

3. Were you enrolled as a full-time student (12+ credits) in the Fall 2006?
 1) Yes 2) No

4. What is your major? _____

5. What is your current class level at UND?
 1) Freshman 3) Junior 5) Other
 2) Sophomore 4) Senior

6. How many credits did you complete before coming to UND?
 1) Semester credits 2) Quarter credits

7. What is the highest level of formal education obtained by your mother?
 1) Grammar school or less
 2) Some high school
 3) High school graduate
 4) Some college
 5) Associate degree
 6) Bachelor's degree
 7) Some graduate school
 8) Graduate degree (masters degree, doctoral degree, or professional degree)

8. What is the highest level of formal education obtained by your father?
 1) Grammar school or less
 2) Some high school
 3) High school graduate
 4) Some college
 5) Associate degree
 6) Bachelor's degree
 7) Some graduate school
 8) Graduate degree (masters degree, doctoral degree, or professional degree)

9. When you started college, did you plan to transfer to another college?
 1) Yes 2) No

10. Of the schools you considered for transfer, was UND your first, second, third, or other choice?
 1) First choice 3) Third choice
 2) Second choice 4) Other choice

11. How did you first hear about UND?
 1) UND mailing 4) Family or friends
 2) UND faculty/staff 5) Previous college advisor/faculty
 3) UND website 6) Other



**Please complete the back
of this survey form**

12. When deciding to attend UND, how important were the following?

| Please circle only one answer for each question | Not important | Somewhat important | Very important | Not applicable |
|---|---------------|--------------------|----------------|----------------|
| a) Transfer credit evaluation | 1 | 2 | 3 | 4 |
| b) Relatives | 1 | 2 | 3 | 4 |
| c) Faculty or advisor(s) at prior college | 1 | 2 | 3 | 4 |
| d) Faculty or advisor(s) at UND | 1 | 2 | 3 | 4 |
| e) Academic reputation | 1 | 2 | 3 | 4 |
| f) Social activities | 1 | 2 | 3 | 4 |
| g) Financial assistance offered | 1 | 2 | 3 | 4 |
| h) Cost of attending | 1 | 2 | 3 | 4 |
| i) Desire to live near home | 1 | 2 | 3 | 4 |
| j) Graduates at UND get good jobs | 1 | 2 | 3 | 4 |
| k) Size of university | 1 | 2 | 3 | 4 |
| l) Website information | 1 | 2 | 3 | 4 |
| m) Campus visit | 1 | 2 | 3 | 4 |

13. How many times did you access UND's website to gain information regarding UND?

- 1) 0
- 2) 1-2
- 3) 3-4
- 4) 5-6
- 5) 7 or more

14. Since you have become a UND student, please indicate whether UND met or exceeded your expectations in the following areas.

| Please circle only one answer for each question | Did not meet my expectations | Met my expectations | Exceed my expectations | Not applicable |
|---|------------------------------|---------------------|------------------------|----------------|
| a) Admissions materials and/or contacts | 1 | 2 | 3 | 4 |
| b) Friendliness | 1 | 2 | 3 | 4 |
| c) Facilities | 1 | 2 | 3 | 4 |
| d) New student orientation (Transfer Getting Started & Welcome Weekend) | 1 | 2 | 3 | 4 |
| e) Transfer credit evaluation | 1 | 2 | 3 | 4 |
| f) Faculty or advisor(s) at UND | 1 | 2 | 3 | 4 |
| g) Academic reputation | 1 | 2 | 3 | 4 |
| h) Social activities | 1 | 2 | 3 | 4 |
| i) Financial assistance offered | 1 | 2 | 3 | 4 |
| j) Cost of attending | 1 | 2 | 3 | 4 |
| k) Size of university | 1 | 2 | 3 | 4 |

15. What are your educational plans at UND?

- 1) To graduate in four years or fewer
- 2) To graduate in more than four years
- 3) To transfer elsewhere before graduating
- 4) To attend but not graduate
- 5) Not sure

16. Please provide general comments about anything that would have improved your transfer experience.